



**2" & 3 1/2" Verticals**

**with Matching**

**2" Horizontals**

**Retail Price List 5-5-2015**

Prices subject to change without notice

Oxford House, Inc 606 W St Rd 18, Fowler, IN 47944 Phone 800-533-9464 Fax 765-884-3274  
Sales@Oxford-House.com WWW.Oxford-House.com

## Vertical Pattern Price Index

### Fabric (Freehang or Groover Insert)

Pattern	Group #
Arial	6
Calgary (FR)	5
Cascade	5
Ellie	1
Etamine	4
Euro Blackout	5
Itaca	3
Jakarta	6
Miami	5
Mistral	4
New Liza	1
Olympic	4
Quebec (FR)	5
Roma	4
South Beach Blackout	3
Toronto	4
Venice	4
Vision 351	6
Vision 550	6
Vision Crystal 550	6
Vision Bali 345	6
Vision Calico 550	6
Westbrook	6
Whisper	1

### PVC (Freehang Only)

Pattern	Group #
Aspen	E
Aspiration	E
Athens—also S Shaped	E
Bali	E
Beckley	E
Bella	E
Bordeaux	E
Brighten	C
Cadiz	C
Cala	C
Carrara	E
Casual Wood	B
Catalina	E
Challenger	A
Cindy	E
Corly	D
Crawford	C
Crepe Stitch	D
Emerson	C
Fresno	E
Hamilton	B
Hampton—also S shaped	B
Jubilee	E
Keona	C
Larissa also S shaped	E
Leisure Wood	B
Leno	D
Lindy	E

### PVC (Freehang Only)

Pattern	Group #
Madiera	D
Maestro	E
Metallic Rio	E
Mia	C
Monaco	E
Natural Weave	E
Nevar	E
Newbury	C
Nouveau	E
Parchment	C
Penland	B
Pinnacle	B
Ridgeway II	B
Rio	E
Riva	D
Rome	E
Rustic	D
Savannah	B
Sedona	D
Shannon	E
Somerset	C
Stitchbond	C
Tiki	E
Valentino—also S shaped	E
Waterford—also S shaped	E
Westfield	D
Wilde Wood	D
Willow	E

#### GENERAL INFORMATION

Color Matching: To insure color match, all verticals must be ordered at same time. Colors and Styles subject to change without notice.

Free Hang Verticals (FH) will be shipped with sewn-in weights as standard unless specified other wise.

**Please examine all merchandise and packages for accuracy and to make sure all parts, brackets, etc. are included before sending them to be installed. While we constantly strive to make sure each order is exact and complete, we do occasionally make mistakes, and we cannot be responsible for trip charges or reinstallation charges.**

Heat registers, electric baseboard heat, or other heat sources can give off heat that is intense enough to scorch fabrics or melt PVC vanes or channel panels. Please allow clearance around these heat sources to avoid these problems.

#### TERMS OF SALE

Cancellations: Orders cannot be cancelled after goods are cut.  
Minimum invoice amount is \$10.00

**RETURNS:** Due to the custom nature of our products, we do not accept returns for credit. For repair and returns, prior authorization is needed. Call Customer Service for details.

**CLAIMS: All claims, i.e., shortages, concealed damages, or credits must be made within 30 days of invoice.**

**72 HOUR RUSH ORDERS:** At your request we will give your order special handling and ship within 3 production days. The extra charge is \$10 net per blind, with a \$25 minimum per order.

# 3 1/2" PVC Verticals



Group A																		Single Vanes
WIDTH TO:	25"	38"	50"	63"	75"	78"	85"	88"	100"	113"	125"	138"	150"	163"	175"	188"	191"	
48" FH	187	229	270	312	350	373	393	395	434	473	512	554	594	633	675	715	725	11
60" FH	197	242	287	332	374	399	421	422	464	508	550	597	640	685	731	773	783	12
72" FH	205	252	303	350	399	425	448	450	517	589	646	697	745	803	865	924	946	14
84" FH	213	264	319	370	421	448	475	479	546	625	687	740	793	854	919	980	1005	15
96" FH	222	276	335	390	444	473	504	512	582	662	728	787	841	909	979	1046	1072	16
108" FH	229	287	350	409	470	500	531	539	613	697	768	830	888	960	1034	1105	1131	17
120" FH	237	300	367	429	491	522	560	567	645	732	805	874	935	1009	1089	1162	1192	18
132" FH	243	311	383	448	515	548	585	595	676	768	845	915	981	1061	1143	1222	1250	19
144" FH	251	323	398	470	539	573	613	622	707	802	884	959	1029	1112	1196	1280	1309	20
Dust Cover Valance	32	40	51	60	72	77	85	89	95	105	116	127	138	147	158	170	173	0
Laserlite Single Double	89	99	124	154	182	195	208	211	235	265	292	319	347	376	400	429	434	0
	140	169	209	253	295	314	338	343	365	410	451	495	537	581	622	667	676	0

Group B																		Single Vanes
WIDTH TO:	25"	38"	50"	63"	75"	78"	85"	88"	100"	113"	125"	138"	150"	163"	175"	188"	191"	
48" FH	216	269	327	380	434	461	489	491	541	596	647	705	758	810	865	919	934	12
60" FH	232	292	353	409	464	494	504	522	578	634	688	748	803	859	918	972	987	14
72" FH	242	302	364	420	477	508	520	540	598	658	713	777	833	891	954	1010	1025	15
84" FH	249	307	373	434	494	526	539	559	617	680	739	805	865	924	988	1051	1066	16
96" FH	253	317	384	446	509	542	556	576	639	702	772	832	894	959	1025	1087	1104	18
108" FH	258	324	393	460	524	558	573	594	660	724	791	861	926	991	1061	1126	1142	19
120" FH	264	331	402	472	539	573	591	611	680	775	814	889	956	1025	1095	1184	1197	20
132" FH	268	339	414	484	556	592	608	630	699	813	854	937	1003	1080	1152	1199	1220	21
144" FH	274	348	422	497	570	607	625	647	720	823	889	973	1046	1139	1160	1285	1335	23
Dust Cover Valance	35	44	57	66	80	85	94	97	104	116	128	140	152	162	175	187	190	0
Laserlite Single Double	97	107	130	156	181	193	206	208	230	255	280	304	329	356	379	405	410	0
	153	172	212	256	298	317	341	346	382	427	468	512	553	597	638	682	691	0

Group C																		Single Vanes
WIDTH TO:	25"	38"	50"	63"	75"	78"	85"	88"	100"	113"	125"	138"	150"	163"	175"	188"	191"	
48" FH	258	324	390	455	522	556	590	593	655	723	787	858	923	988	1058	1124	1140	14
60" FH	275	350	425	497	568	605	646	647	716	787	858	935	1004	1075	1150	1223	1240	16
72" FH	289	366	446	522	615	655	679	682	773	881	971	1052	1127	1192	1310	1399	1431	17
84" FH	298	382	464	547	646	688	713	716	813	928	1021	1107	1187	1269	1378	1473	1506	18
96" FH	308	395	485	572	662	705	754	766	871	987	1090	1185	1273	1378	1485	1586	1624	20
108" FH	328	414	514	613	708	754	811	824	935	1061	1172	1273	1371	1483	1597	1707	1746	21
120" FH	331	436	546	653	759	808	867	879	999	1132	1251	1361	1468	1587	1709	1828	1867	22
132" FH	348	460	578	691	806	858	923	938	1063	1205	1332	1450	1563	1690	1820	1949	1990	23
144" FH	364	484	609	731	854	909	979	994	1127	1276	1410	1537	1657	1795	1934	2068	2112	25
Dust Cover Valance	39	49	63	72	88	94	103	107	115	127	141	153	167	178	192	206	209	0
Laserlite Single Double	107	117	142	172	200	213	226	229	253	281	308	335	363	392	416	445	450	0
	168	189	234	282	328	350	375	380	420	470	515	562	607	656	702	751	761	0

# 3 1/2" PVC Verticals



Group D																		Single Vanes
WIDTH TO:	25"	38"	50"	63"	75"	78"	85"	88"	100"	113"	125"	138"	150"	163"	175"	188"	191"	
48" FH	267	331	401	464	528	562	596	599	661	724	788	857	919	975	1043	1105	1122	16
60" FH	278	348	422	496	569	606	646	648	718	792	863	941	1011	1077	1151	1225	1243	18
72" FH	294	376	462	542	625	665	712	715	818	928	1009	1120	1190	1273	1372	1465	1500	19
84" FH	312	404	500	589	684	728	777	784	894	1011	1103	1212	1303	1399	1505	1610	1644	20
96" FH	323	423	527	629	728	775	835	875	964	1091	1204	1312	1411	1526	1643	1760	1798	22
108" FH	341	453	565	676	788	839	903	915	1040	1176	1301	1417	1527	1651	1779	1903	1944	23
120" FH	360	479	605	725	843	898	968	984	1115	1263	1397	1520	1640	1773	1912	2045	2088	25
132" FH	377	508	642	772	900	959	1036	1050	1191	1348	1490	1625	1754	1898	2044	2188	2233	26
144" FH	397	538	679	819	958	1019	1103	1118	1268	1433	1555	1729	1868	2022	2179	2331	2379	28
Dust Cover Valance	43	54	69	79	96	103	114	118	126	140	155	168	184	196	211	226	230	0
Laserlite Single	118	129	157	189	218	233	249	252	279	308	338	369	399	430	459	490	496	0
Double	185	207	257	310	361	384	413	418	462	516	566	619	668	722	772	825	834	0

Group E																		Single Vanes
WIDTH TO:	25"	38"	50"	63"	75"	78"	85"	88"	100"	113"	125"	138"	150"	163"	175"	188"	191"	
48" FH	277	353	433	507	579	616	658	662	732	806	880	958	1031	1106	1184	1258	1277	18
60" FH	293	375	461	542	623	664	708	712	789	872	951	1038	1119	1201	1284	1366	1385	20
72" FH	308	397	489	578	666	709	760	791	865	985	1084	1176	1263	1364	1468	1569	1602	22
84" FH	322	418	516	614	708	754	806	838	921	1047	1156	1255	1350	1458	1569	1676	1713	24
96" FH	337	440	546	650	752	801	860	870	980	1115	1231	1338	1441	1555	1676	1791	1828	26
108" FH	350	462	575	687	794	846	910	921	1038	1180	1302	1418	1526	1650	1775	1898	1939	30
120" FH	367	484	605	723	839	893	960	972	1097	1244	1376	1495	1613	1742	1876	2006	2048	32
132" FH	381	506	633	756	883	939	1010	1023	1153	1309	1445	1585	1698	1877	2018	2201	2201	35
144" FH	409	540	676	807	938	998	1074	1086	1223	1388	1531	1667	1798	1942	2090	2235	2279	36
Dust Cover Valance	47	59	75	88	106	113	125	130	138	154	170	185	202	216	233	249	256	0
Laserlite Single	130	142	173	207	241	256	274	277	307	340	371	405	438	474	504	539	546	0
Double	204	228	283	341	397	423	454	459	508	568	622	681	735	793	850	908	920	0

## VERTICAL TRACK OPTIONS

Motorization Available: Call for Quote


Net Vertical Headrail Cost : 3.5" Versatrack: .80 an inch  
 2" Versatrack: 1.60 an inch  
 Decomatic: 1.00 an inch



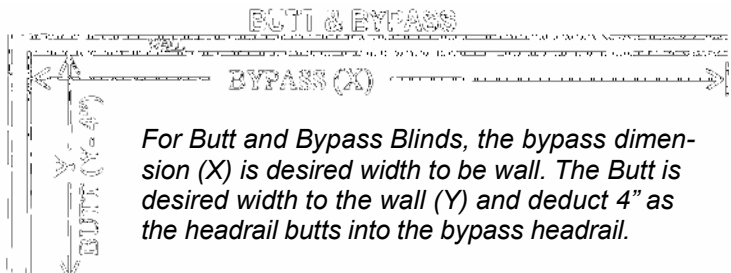

**Butted Blinds** – The vertical track system can be assembled so two headrails can butt together end to end. This procedure would be used when the area to be covered by the blind exceeds 16" in width. The controls for rotation and traversal would remain independent with each headrail; however, there would be no light gap between the blinds when they are completely closed.



**Cut-Outs** – Any blind can be ordered for cut-out installations (around air condition-ers, heat registers, or other obstructions). Be sure to provide a drawing with the exact width and length to be cut out. Surcharge: \$40.00 (Net Dealer Cost).



**Wand Control** -Vane rotation is achieved by a clear plastic wand.



For Butt and Bypass Blinds, the bypass dimension (X) is desired width to be wall. The Butt is desired width to the wall (Y) and deduct 4" as the headrail butts into the bypass headrail.

# 3 1/2" Fabric Verticals



Group 1																		Single Vanes
WIDTH TO:	25"	38"	50"	63"	75"	78"	85"	88"	100"	113"	125"	138"	150"	163"	175"	188"	191"	
48" FH	217	269	327	380	434	461	489	491	541	596	647	705	758	810	865	919	934	12
60" FH	232	292	353	409	464	494	504	547	578	634	688	748	803	859	918	972	987	14
72" FH	242	302	364	420	477	508	520	540	598	658	713	777	833	891	954	1010	1025	15
84" FH	249	307	373	434	494	526	539	559	617	680	739	805	865	924	988	1051	1066	16
96" FH	253	317	384	446	509	542	558	576	639	702	772	832	894	959	1023	1087	1104	18
108" FH	258	324	393	460	524	558	573	594	660	724	791	861	926	991	1061	1126	1142	19
120" FH	264	331	402	472	539	573	591	611	680	775	814	889	956	1025	1095	1184	1247	20
132" FH	268	339	414	484	556	592	608	630	699	813	854	937	1008	1080	1152	1199	1220	21
144" FH	274	348	422	497	570	607	625	647	720	823	889	973	1046	1139	1256	1285	1335	23
Groover Insert—50% Surcharge																		
Dust Cover Valance	35	44	57	66	80	85	94	97	104	116	128	140	152	162	175	187	190	
Laserlite Single	97	107	130	156	181	193	206	208	230	255	280	304	329	356	379	405	410	
Double	153	172	212	256	298	317	341	346	382	427	468	512	553	597	638	682	691	

Group 2																		Single Vanes
WIDTH TO:	25"	38"	50"	63"	75"	78"	85"	88"	100"	113"	125"	138"	150"	163"	175"	188"	191"	
48" FH	258	324	390	455	522	556	590	593	655	723	787	858	923	988	1058	1124	1140	14
60" FH	275	350	425	497	568	605	646	647	716	787	858	935	1004	1075	1150	1223	1240	16
72" FH	289	366	446	522	615	655	679	682	773	881	971	1052	1127	1192	1310	1399	1431	17
84" FH	298	382	464	547	646	688	713	716	813	928	1021	1107	1187	1269	1378	1473	1506	18
96" FH	308	395	485	572	662	705	754	766	871	987	1090	1185	1273	1378	1485	1586	1624	20
108" FH	328	414	514	613	708	754	811	824	935	1061	1172	1273	1371	1483	1597	1707	1746	21
120" FH	331	436	546	653	759	808	867	879	999	1132	1251	1361	1468	1587	1709	1828	1867	22
132" FH	348	460	578	691	806	858	923	938	1063	1205	1332	1450	1563	1690	1820	1949	1990	23
144" FH	364	484	609	731	854	909	979	994	1127	1276	1410	1537	1657	1795	1934	2068	2112	25
Groover Insert—50% Surcharge																		
Dust Cover Valance	39	49	63	72	88	94	103	107	115	127	141	153	167	178	192	206	209	
Laserlite Single	107	117	142	172	200	213	226	229	253	281	308	335	363	392	416	445	450	
Double	168	189	234	282	328	350	375	380	420	470	515	562	607	656	702	751	761	

Group 3																		Single Vanes
WIDTH TO:	25"	38"	50"	63"	75"	78"	85"	88"	100"	113"	125"	138"	150"	163"	175"	188"	191"	
48" FH	268	331	401	464	528	562	596	599	661	724	788	857	919	975	1043	1105	1122	16
60" FH	278	348	422	496	569	606	646	648	718	792	863	941	1011	1077	1151	1225	1243	18
72" FH	294	376	462	542	625	665	712	715	818	928	1009	1120	1190	1273	1372	1465	1595	19
84" FH	312	404	500	589	684	728	778	784	894	1011	1103	1212	1303	1399	1505	1610	1644	20
96" FH	323	423	527	629	728	775	835	848	964	1091	1204	1312	1411	1526	1643	1760	1798	22
108" FH	341	453	565	676	788	839	903	915	1040	1176	1301	1417	1527	1651	1779	1903	1944	23
120" FH	360	479	605	725	843	898	968	984	1115	1263	1397	1520	1640	1773	1912	2045	2088	25
132" FH	377	508	642	772	900	959	1036	1050	1191	1348	1490	1625	1754	1898	2044	2188	2233	26
144" FH	396	538	679	819	958	1019	1103	1118	1268	1433	1584	1729	1868	2022	2179	2331	2379	28
Groover Insert—50% Surcharge																		
Dust Cover Valance	43	54	69	79	96	103	114	118	126	140	155	168	184	196	211	226	230	
Laserlite Single	118	129	157	189	218	233	249	252	279	308	338	369	386	430	459	490	496	
Double	185	207	257	310	361	384	413	418	462	516	566	619	668	722	772	825	837	

# 3 1/2" Fabric Verticals



Group 4																		Single Vanes	
WIDTH TO:	25"	38"	50"	63"	75"	78"	85"	88"	100"	113"	125"	138"	150"	163"	175"	188"	191"		
48" FH	286	364	445	524	601	639	682	687	760	839	915	1000	1077	1156	1236	1314	1335	19	
60" FH	303	389	479	565	651	693	743	746	827	913	1000	1090	1173	1262	1351	1438	1459	21	
72" FH	318	414	512	605	700	745	798	804	910	1031	1140	1237	1332	1438	1547	1654	1687	25	
84" FH	335	437	545	646	749	798	857	862	975	1107	1220	1329	1429	1544	1661	1777	1813	26	
96" FH	353	464	576	688	798	850	913	925	1043	1185	1306	1423	1532	1655	1697	1905	1946	31	
108" FH	369	488	611	729	849	904	972	984	1109	1259	1388	1511	1631	1762	1896	2029	2071	34	
120" FH	385	514	642	771	899	957	1029	1041	1173	1332	1472	1604	1731	1868	2011	2151	2197	36	
132" FH	401	538	675	811	947	1008	1086	1100	1239	1406	1555	1694	1828	1976	2126	2274	2320	38	
144" FH	418	561	708	854	997	1061	1144	1158	1306	1481	1636	1784	1926	2084	2242	2398	2445	42	
Groover Insert—50% Surcharge																			
Dust Cover Valance	51	65	83	96	116	124	137	142	152	169	187	204	222	237	256	274	278		
Laserlite Single	142	157	190	228	266	283	302	304	337	373	409	446	482	520	555	593	601		
Double	224	251	311	375	436	465	499	505	560	626	685	748	809	873	935	999	1012		

Group 5																		Single Vanes	
WIDTH TO:	25"	38"	50"	63"	75"	78"	85"	88"	100"	113"	125"	138"	150"	163"	175"	188"	191"		
48" FH	318	408	499	588	674	718	769	773	858	946	1034	1127	1216	1303	1397	1485	1509	20	
60" FH	338	438	540	637	736	784	839	844	937	1035	1133	1237	1335	1433	1534	1636	1658	22	
72" FH	359	469	581	687	795	847	909	915	1034	1171	1291	1403	1511	1631	1754	1875	1914	26	
84" FH	379	496	618	737	855	911	979	984	1112	1261	1390	1514	1630	1761	1895	2024	2066	31	
96" FH	399	527	658	786	915	974	1045	1059	1192	1353	1492	1626	1753	1893	2039	2080	2223	34	
108" FH	419	555	698	835	973	1036	1116	1131	1273	1442	1593	1736	1925	2024	2178	2329	2376	37	
120" FH	439	585	737	884	1034	1101	1187	1201	1353	1531	1693	1843	1992	2152	2317	2478	2527	41	
132" FH	459	616	777	935	1092	1163	1255	1270	1432	1620	1791	1953	2110	2281	2457	2628	2677	45	
144" FH	477	646	817	986	1152	1227	1324	1342	1511	1709	1890	2064	2231	2411	2594	2775	2829	46	
Groover Insert—50% Surcharge																			
Dust Cover Valance	57	71	92	106	129	137	151	157	167	185	206	224	244	261	282	302	306		
Laserlite Single	157	172	209	251	291	310	332	335	370	412	450	491	531	573	610	652	661		
Double	247	276	342	413	480	512	549	556	615	687	753	824	890	960	1027	1099	1113		

Group 6																		Single Vanes	
WIDTH TO:	25"	38"	50"	63"	75"	78"	85"	88"	100"	113"	125"	138"	150"	163"	175"	188"	191"		
48" FH	326	423	521	618	714	760	814	840	910	1007	1101	1202	1298	1395	1494	1591	1615	23	
60" FH	350	461	571	681	788	839	900	929	1008	1118	1224	1338	1445	1554	1743	1865	1903	25	
72" FH	375	496	620	741	860	916	984	1018	1122	1271	1403	1529	1648	1781	1915	2047	2090	30	
84" FH	399	535	669	803	934	994	1071	1106	1220	1384	1527	1663	1795	1940	2088	2142	2174	34	
96" FH	426	571	718	863	1009	1074	1156	1200	1322	1494	1652	1800	1953	2102	2264	2420	2467	37	
108" FH	450	608	769	926	1081	1151	1243	1290	1420	1606	1777	1936	2033	2264	2437	2604	2655	41	
120" FH	475	645	818	987	1156	1231	1329	1379	1517	1717	1898	2071	2242	2423	2609	2789	2843	46	
132" FH	499	682	866	1050	1231	1310	1416	1469	1616	1828	2020	2207	2389	2582	2493	2973	3030	50	
144" FH	523	718	915	1110	1304	1389	1501	1558	1714	1938	2144	2341	2535	2741	2950	3156	3217	54	
Groover Insert—50% Surcharge																			
Dust Cover Valance	63	78	101	116	141	150	166	173	184	204	226	247	269	287	309	332	336		
Laserlite Single	173	189	230	276	321	342	364	369	408	453	495	540	583	630	671	717	727		
Double	271	303	376	454	528	562	605	612	677	756	829	906	979	1056	1131	1209	1225		

# 2" PVC Verticals



Group A2 <i>Curved, Standard II</i>																		
WIDTH TO:	25"	38"	50"	63"	75"	78"	85"	88"	100"	113"	125"	138"	150"	163"	175"	188"	191"	Single Vanes
48" FH	281	344	405	468	526	560	590	593	650	709	768	831	891	950	1013	1073	1087	17
60" FH	295	362	430	498	561	598	632	633	696	762	825	895	960	1027	1096	1160	1174	19
72" FH	308	378	455	526	599	637	672	676	776	884	968	1046	1117	1204	1298	1386	1419	21
84" FH	319	397	478	556	632	672	713	718	819	937	1030	1110	1189	1280	1379	1469	1508	23
96" FH	332	414	503	586	666	709	756	768	874	993	1093	1180	1262	1363	1468	1570	1608	24
108" FH	344	430	526	614	705	750	796	808	919	1046	1151	1245	1332	1439	1551	1657	1697	26
120" FH	355	450	550	643	736	784	839	851	967	1097	1207	1310	1404	1514	1633	1743	1787	27
132" FH	365	467	574	672	772	822	878	892	1014	1151	1268	1373	1472	1593	1714	1833	1875	29
144" FH	377	484	597	705	808	860	919	934	1061	1203	1326	1438	1542	1669	1795	1921	1964	30
Dust Cover Valance	49	60	77	90	109	116	127	133	142	158	175	190	208	221	238	255	259	
Laserlite Single	133	176	213	258	299	319	339	344	380	421	461	503	545	587	624	667	676	
Laserlite Double	209	284	351	423	493	525	563	570	630	705	772	844	911	984	1053	1126	1141	

Group D2 <i>Fresno, Madiera, Hampton, Natural Weave, Rustic, Wildwood</i>																		
WIDTH TO:	25"	38"	50"	63"	75"	78"	85"	88"	100"	113"	125"	138"	150"	163"	175"	188"	191"	Single Vanes
48" FH	401	497	602	696	792	843	894	898	991	1086	1182	1285	1378	1462	1564	1657	1683	24
60" FH	417	523	633	745	854	909	968	972	1077	1187	1295	1412	1517	1616	1727	1838	1865	27
72" FH	441	564	693	813	937	997	1068	1073	1227	1392	1514	1680	1785	1911	2058	2198	2250	29
84" FH	468	606	750	884	1025	1092	1166	1176	1342	1517	1654	1817	1955	2098	2257	2415	2466	30
96" FH	484	634	791	944	1093	1163	1253	1313	1447	1637	1806	1968	2117	2289	2465	2640	2697	33
108" FH	511	679	848	1014	1182	1258	1353	1373	1560	1764	1951	2125	2290	2476	2668	2854	2916	34
120" FH	540	719	907	1087	1265	1346	1452	1475	1673	1895	2095	2280	2461	2660	2867	3068	3132	37
132" FH	566	762	962	1157	1351	1438	1554	1575	1786	2022	2236	2438	2631	2847	3066	3283	3350	39
144" FH	596	806	1018	1229	1437	1529	1654	1677	1902	2150	2333	2594	2801	3033	3268	3496	3569	42
Dust Cover Valance	64	80	103	119	145	154	170	178	189	209	232	252	276	294	317	339	345	0
Laserlite Single	178	193	235	284	328	349	374	378	418	463	507	553	599	646	687	735	745	0
Laserlite Double	278	311	385	465	541	576	619	627	693	775	849	928	1003	1083	1159	1237	1252	0

## Vertical Blind Specifications

**Inside Mount Deductions:** We will take a deduction off of all inside mount measurements to ensure the product will fit within that measurement. Width: 1/4" Length: 1/2"

### Mounting Depth for 3 1/2" Vertical

Inside Mount: Minimum mounting depth required: 3"  
 Flush mounting depth required: 4 1/2"  
 Outside Mount: 2" flat surface

### Mounting Depth for 2" Vertical

Inside Mount: Minimum mounting depth required: 2"  
 Flush mounting depth required: 3 1/2"  
 Outside Mount: 2" flat surface

Standard **return size** on an outside mount valance: 6".

Laserlite Valance Trim Colors: Gold, Black Satin, Chrome, Dark Walnut, Light Oak, Silk and White

# 2" PVC Horizontal—Blinds



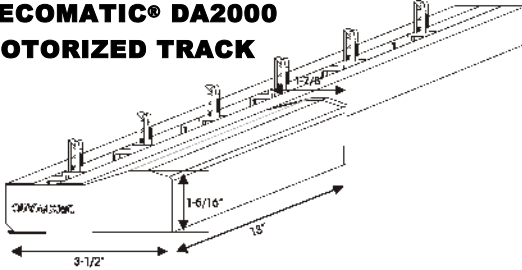
Group 1	<i>Curved PVC, Standard II</i>																			
WIDTH TO:	23	26	29	32	36	40	44	48	52	57	62	67	72	82	92	98	108	112	116	120
42	176	188	198	215	239	258	280	301	320	362	382	409	434	488	538	568	618	642	667	692
48	188	202	222	234	265	285	303	327	344	397	426	444	480	538	589	625	680	707	735	762
54	198	222	239	258	289	313	335	351	379	429	460	488	519	589	646	682	743	773	803	833
60	218	234	250	273	303	335	361	385	413	460	494	525	561	631	696	737	802	835	868	900
66	234	253	273	296	330	357	379	413	436	494	525	565	602	678	752	789	860	895	930	965
72	250	268	293	298	351	379	413	436	499	525	572	606	646	727	802	859	938	977	1016	1055
78	258	285	303	335	370	409	436	471	534	561	602	646	681	775	857	907	988	1029	1070	1110
84	280	300	324	351	397	429	455	494	561	596	642	681	727	821	908	961	1047	1090	1133	1176
90	293	316	344	370	416	460	490	525	588	627	678	721	766	868	963	1017	1107	1153	1199	1244
96	303	335	367	394	436	479	517	558	627	666	716	759	810	914	1012	1073	1169	1217	1265	1312
102	321	343	380	410	460	505	540	582	664	695	752	800	851	963	1067	1131	1232	1283	1334	1385
108	335	359	398	429	481	529	566	611	699	729	788	839	892	1010	1120	1186	1293	1347	1400	1454
114	350	375	416	449	503	554	592	639	734	762	825	878	933	1057	1172	1243	1355	1411	1467	1523
120	364	391	434	468	525	578	618	668	770	796	861	917	974	1105	1225	1299	1416	1475	1533	1591

Group 3	<i>Fresno, Madiera, Hampton, Natural Weave, Rustic, Wildwood</i>																			
WIDTH TO:	23	26	29	32	36	40	44	48	52	57	62	67	72	82	92	98	108	112	116	120
42	207	221	234	254	281	303	329	355	376	427	450	481	510	574	633	668	727	756	785	814
48	221	237	262	275	311	335	357	385	404	468	501	522	565	633	694	735	800	832	865	897
54	234	262	281	303	340	368	394	414	446	505	541	574	611	694	760	803	874	910	945	980
60	257	275	294	321	357	394	424	453	486	541	582	618	660	742	819	867	944	983	1021	1059
66	275	298	321	348	389	421	446	486	513	582	618	665	708	797	885	929	1012	1053	1094	1136
72	294	316	344	351	414	446	486	513	587	618	673	713	760	856	944	1011	1103	1149	1195	1241
78	303	335	357	394	435	481	513	554	628	660	708	760	801	912	1007	1067	1163	1211	1258	1306
84	329	353	381	414	468	505	535	582	660	701	756	801	856	965	1069	1131	1232	1282	1333	1383
90	344	373	404	435	489	541	576	618	692	738	797	849	901	1022	1132	1196	1303	1357	1410	1464
96	357	394	432	463	513	563	608	656	738	784	842	892	953	1076	1190	1262	1375	1431	1488	1544
102	377	403	447	482	541	594	635	685	781	818	884	941	1000	1133	1255	1330	1450	1509	1569	1629
108	395	422	468	505	566	622	666	719	822	858	927	987	1049	1188	1317	1396	1522	1584	1647	1710
114	412	441	489	528	592	652	697	752	864	897	970	1033	1098	1244	1379	1462	1594	1660	1726	1792
120	429	460	510	551	618	680	727	786	906	936	1013	1079	1147	1299	1442	1528	1666	1735	1803	1873



# Decomatic Vertical Headrail Upgrades

## DECOMATIC® DA2000 MOTORIZED TRACK



**Minimum Width:** 15"  
**Maximum Width:** 240"  
**Maximum Blind Weight:** 65 lbs  
**Max. Vane Weight:** 1-1/4 lbs.  
**Installation Height:** Maximum 16"

**Extrusion Color:** Clear Anodized, White  
**Vane Spacing Available:** 2", 3-1/2", 4", 5" and custom sizes up to 8"

**Control Options:** Wall Switch, IR (infrared), RF (radio), Sun Sensor, Timer, RS-232

**Motor Location:** Left rear  
**Stack Options:** One-way, Split, Center  
**Input Voltage:** 12v  
**Power Consumption:** 0.2-1.0 A  
**Tractive Power:** 140 N  
**Torque of Tilt:** 30 Ncm  
**Operating Speed:** Approximate 10' per minute

**General** - Heavy-duty vertical system capable of rotating and traversing at widths up to 240" for residential and commercial applications. The hook replacement features is provided with Decomatic tracks.

**Operation** - Available in one-way, split draw, center stack and off-center split.

**Specialty Applications** - Curve arch, bow or bay curve, motorized, slope (angle) tracks, one wand control and top and bottom tracks (wall mounted and skylight).

**Headrail** - Made of extruded aluminum alloy 606 3-T5, 1-1/2" wide X 1" high. The extrusion has a normal wall thickness of .045" The finish is anodized, white or bronze.

**Tilt Rod** - Made of extruded aluminum alloy 6063-T5, 1-4" diameter, single groove.

**Louwer Carrier** - Each carrier is 5-16" wide with two wheels, molded of self lubricating plastic such as celcon. The carriers have a geared clutch system for overload protection and a steel clutch spring to reinforce positive action. There also is a unique stabilizer bar de-signed to fit into the extruded slot in the aluminum headrail to provide smooth traversing along the width of the headrail. The hooks of the carrier are made of clear, high ultra-violet resistant polycarbonate and are replaceable even while the unit is installed. The carriers provide the louvers with 185° rotation capability to provide full louver closure and will stay in position unless reset.

The rotation chain is made of celcon beads molded onto a nylon cord or #6 metal chain. One full cycle of the control chain (13-1/2") will self align the louvers.


**Spacer Links** - The spacers, made of flexible, corrosion proof, stainless steel, are interlocked between carriers to provide smooth traversing. Spacers are 6.03 mm .19 mm. Spacing systems are designed for 2", 2-1/2", 3", 3-1/2", 4" and 5" louver widths. Special spacing is available upon request. Spacing is equal on all louver widths.

**End Caps** - All Decomatic tracks are manufactured with completely covered end caps, concealing internal parts for a custom, finished appearance. The end caps are molded of self lubrication plastic such a celcon and their unique design allows for only 1/4" light gap on the control of inside mount vertical. The Decomatic system is available with standard direct drive 1-to-1 rotation mechanism (13-1 / 2" of chain required to rotate 180°), or a 4-to-1 ratio rotation mechanism (46" of chain required to rotate 180°).

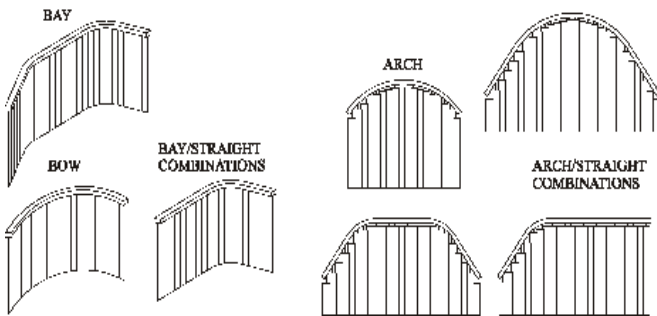
**Stack** - 5-16" wide carrier and 1/4" light gap end cap allows for very tight stacking. 122" one-way draw track stacks in 15" space.

## DECOMATIC CURVED TRACK SYSTEM

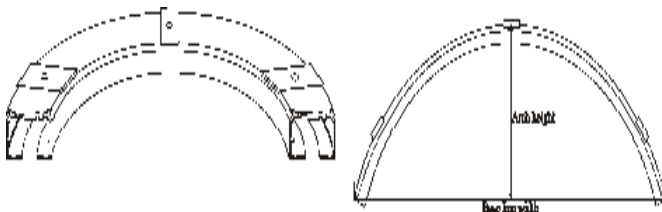
A specially designed shaft delivers smooth, quiet operation with 100% rotation and traversing.



### POSSIBLE CURVING COMBINATIONS

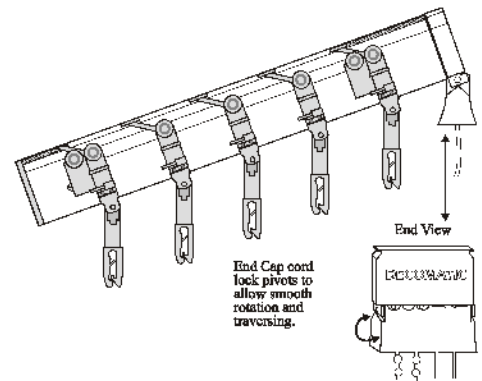
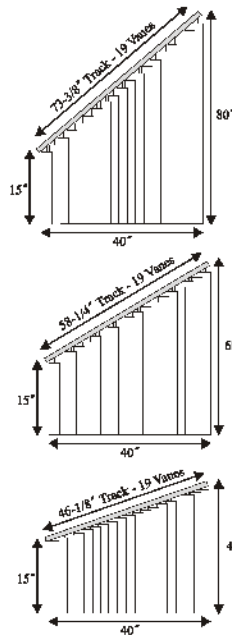


**Options** - Motorization - unit must have 18" of straight track in one end for motorization  
**Colors** - Anodized aluminum



Arch height can't exceed 1/8 of base line width

## DECOMATIC SLOPE OR ANGLE TRACK SYSTEM



End Cap cord lock pivots to allow smooth rotation and traversing.

**Minimum Width:** 10"  
**Maximum Width:** 240"  
**Maximum Angle:** 55°, up to 64° by cutting corner of vane

**Vane Spacing Available:** 2", 3-1/2", 4", 5"

**Control Options:** Cord/Chain, DA1000, DA2000

**Control Positions:** High Side, Low Side

**Stack Options:** One-Way (must stack to high side)

**Maximum Blind Weight:** 45 lbs  
**Maximum Vane Weight:** 10 oz.

**Extrusion Color:** Clear Anodized, White, Bronze

The number of vanes is determined by the bottom width of the window opening and will stay the same regardless of angle or length of track.

**NOTE:** If a standard unit is mounted directly below slope track and the standard unit is the same width as the bottom width of the slope track, both units will have the same vane count.

Call For Quote for All Custom Specialty Vertical Headrails  
 1-800-533-9464

# QUALITY



We are dedicated to producing quality window treatments delivered on time and with a high level of service and responsiveness. Our Customer Service teams are trained to respond to your needs. Call us...WE'RE HERE FOR YOU!

Motorization Available - Call for Quote 800-533-9464

**Headrails Dealer Net Cost:**  
**Decomatic (3.5") \$1.00 per inch**  
**Versatrak (3.5") \$0.80 per inch**  
**Versatrak (2") \$1.60 per inch**

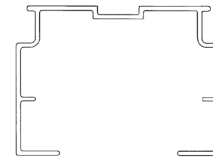
## VO310 Scissor Headrail System (standard)

**Quick Fix:** Features quick and easy field fixes without disassembling the headrail.

**Self-Aligning:** Simply rotate the operating chain to realign the carriers.

**Secure:** Pinion gear will remain in sync if the carriers are strained by over-rotation of vanes

Easy to replace stems on site



ONE WAY DRAW*			*VANE COUNT AND STACKING CHART											
BLIND WIDTH IN INCHES	NO. OF VANES	APPROX. STACK SPACE INCHES	BLIND WIDTH IN INCHES	NO. OF VANES	APPROX. STACK SPACE INCHES	BLIND WIDTH IN INCHES	NO. OF VANES	APPROX. STACK SPACE INCHES	BLIND WIDTH IN INCHES	NO. OF VANES	APPROX. STACK SPACE INCHES	BLIND WIDTH IN INCHES	NO. OF VANES	APPROX. STACK SPACE INCHES
16	5	4	52	17	9-1/4	88	29	14-1/2	124	40	19-3/8	160	52	24-5/8
18	6	4-1/2	54	18	9-3/4	90	29	14-1/2	126	41	19-3/4	162	52	24-5/8
20	7	4-7/8	56	18	9-3/4	92	30	15	128	41	19-3/4	164	53	25-1/2
22	7	4-7/8	58	19	10-1/8	94	31	15-3/8	130	42	20-1/4	166	53	25-1/2
24	8	5-3/8	60	20	10-5/8	96	31	15-3/8	132	43	20-5/8	168	44	26
26	9	5-3/4	62	20	10-5/8	98	32	15-7/8	134	43	20-5/8	170	55	26-1/2
28	10	6-1/4	64	21	11	100	33	16-1/4	136	44	21-1/8	172	55	27
30	10	6-1/4	66	22	11-1/2	102	33	16-1/4	138	45	21-1/2	174	56	27
32	11	6-5/8	68	22	11-1/2	104	34	16-3/4	140	45	21-1/2	176	57	27-1/2
34	11	6-5/8	70	23	11-7/8	106	34	16-3/4	142	46	22	178	57	27-1/2
36	12	7-1/8	72	24	12-3/8	108	35	17-1/8	144	47	22-3/8	180	58	28
38	13	7-1/2	74	24	12-3/8	110	36	17-5/8	146	47	22-3/8	182	59	28
40	13	7-1/2	76	25	12-3/4	112	36	17-5/4	148	48	22-7/8	184	59	28-1/2
42	14	8	78	25	12-3/4	114	37	18	150	48	22-7/8	186	60	29
44	15	8-3/8	80	26	13-1/4	116	38	18-1/2	152	49	23-1/4	188	61	29
46	15	8-3/8	82	27	13-5/8	118	38	18-1/2	154	50	23-3/4	190	61	29-1/2
48	16	8-7/8	84	27	13-5/8	120	39	18-7/8	156	50	23-3/4	192	62	29-1/2
50	16	8-7/8	86	28	14-1/8	122	39	18-7/8	158	51	24	194	62	30

\* Chart gives a close approximations.

**Warranty**—Headrails carry a 5 year Limited Warranty against defects in materials and workmanship. All vertical vanes carry a 3 year limited warranty against defects in materials and workmanship. These warranties apply to residential use. Normal wear and tear is not considered a warranty issue.

# 2" and 3 1/2" VERTICAL BLIND ORDER FORM

DATE \_\_\_\_\_ P.O. NO. \_\_\_\_\_  
 SIDEMARK \_\_\_\_\_

ORDER#
CUSTOMER P.O. #
PAGE ____ OF ____

CHARGE TO:

NAME \_\_\_\_\_

ADDRESS \_\_\_\_\_

CITY \_\_\_\_\_

STATE \_\_\_\_\_ Zip \_\_\_\_\_

SHIP TO:

PHONE (    )    -   

SPECIAL INSTRUCTIONS:

\_\_\_\_\_

\_\_\_\_\_

\_\_\_\_\_

\_\_\_\_\_

\_\_\_\_\_

\_\_\_\_\_

\_\_\_\_\_

\_\_\_\_\_

LINE	QTY	IB/ OB/Side	WIDTH	LENGTH	CONTROL			Wand? Yor N	FABRIC INFORMATION		FH or INS?	Crowning Impressions Valance		OPTIONS, IF ANY
					Carler	Side stack	Opposite Stack		COLOR NAME	COLOR #		Color #	Color Name	
1														
2														
3														
4														
5														
6														
7														

PLEASE FAX ORDERS TO OXFORD HOUSE CUSTOMER SERVICE AT 1-765-884-3274

ORDERED BY \_\_\_\_\_

For orders placed by phone, dealers will assume all responsibility.  
 Custom orders cannot be canceled once they are in production.

# 2" HORIZONTAL BLIND ORDER FORM

DATE \_\_\_\_\_ P.O. NO. \_\_\_\_\_  
 SIDEMARK \_\_\_\_\_

ORDER #
CUSTOMER P.O. #
PAGE _____ OF _____

CHARGE TO: \_\_\_\_\_  
 NAME \_\_\_\_\_  
 ADDRESS \_\_\_\_\_  
 CITY \_\_\_\_\_  
 STATE \_\_\_\_\_ ZIP \_\_\_\_\_

SHIP TO: \_\_\_\_\_  
 \_\_\_\_\_  
 \_\_\_\_\_  
 PHONE ( ) \_\_\_\_\_

SPECIAL INSTRUCTIONS: \_\_\_\_\_  
 \_\_\_\_\_  
 \_\_\_\_\_  
 \_\_\_\_\_  
 \_\_\_\_\_  
 \_\_\_\_\_

LINE	QTY	IB/ OB/Side	WIDTH	LENGTH	CONTROL		Wand? Yor N	FABRIC INFORMATION		Hold- downs	OPTIONS, IF ANY
					Tilt	Lift		COLOR NAME	COLOR #		
1											
2											
3											
4											
5											
6											
7											

PLEASE FAX ORDERS TO OXFORD HOUSE CUSTOMER SERVICE AT 1-765-884-3274

ORDERED BY \_\_\_\_\_

For orders placed by phone, dealers will assume all responsibility.  
 Custom orders cannot be canceled once they are in production.