



Honeycomb Collection



PRODUCT REFERENCE & PRICE GUIDE

April 15, 2024


Product Reference & Price Guide

Prices subject to change without notice.



OPERATING SYSTEM SELECTION


MOTORIZATION



Motorized Shade

- App shade management platform via WiFi connection
- Maximum privacy & light control
- Programmable RF remote control
- Cordless solution for Enhanced Safety
- Perfect for hard-to-reach windows
- Available in all fabrics

ADJUSTABLE MIDDLE RAIL




Top-Down / Bottom-Up

- Middle rail and bottomrail adjust; lower from top or raise from bottom
- Maximum privacy & light control
- Cordless solution for Enhanced Safety
- Available in Motorized, Premium Cordless, Lift & Lock Cordless, Continuous Cord
- Stacks at top & bottom of window
- Available in all fabrics except F09 for Premium Cordless, and Grand Pleat & Bar Harbor for Standard Shade



Top-Down

- Middle rail and bottomrail adjust; lower from top or raise from bottom
- Maximum privacy & light control
- Cordless solution for Enhanced Safety
- Stacks at bottom of window
- Available in all fabrics except Grand Pleat & Bar Harbor



Day-Night

- Two fabrics connect via middle rail; middle rail adjusts both fabrics
- Maximum privacy & light control
- Sheer, Semi-Sheer or Translucent fabric on top to filter light
- Blackout fabric on bottom to block light
- Cordless solution for Enhanced Safety
- Available in Lift & Lock Cordless Top-Down/Bottom-Up, Motorized Top-Down/Bottom-Up, Premium Cordless Top-Down/Bottom-Up
- Stacks at top and bottom of window
- Available in all fabrics except Grand Pleat & Bar Harbor

CLASSIC HONEYCOMB SHADES




Premium Cordless (Standard)

- Cordless for Enhanced Safety
- Effortlessly adjust shade via bottomrail
- Available in TDBU
- Superior performance
- Available in all fabrics



Lift & Lock Cordless

- Cordless for Enhanced Safety
- Depress button on handle to adjust shade and release to lock in position
- Superior performance
- Available in all fabrics



Continuous Cord

- Aluminum rail & cord loop operated
- Perfect for large windows
- Smooth lift-assisted movement
- Tension device eliminates dangling cords for Enhanced Safety
- Available in all fabrics


2 - ON - 1 HEADRAIL



Standard Shade

- Cordless, Continuous Cord or motorized for Enhanced Safety
- Facilitates two shades mounted on one rail; each shade adjusts independently
- Aluminum rail & cord operated
- Perfect for large windows
- Smooth lift-assisted movement
- Available in all fabrics except

VERTICAL HONEYCOMB



Vertical Honeycomb

- Side-to-side operation accommodating sliding doors
- Perfect for room dividers and rectangular windows
- Cordless solution for Enhanced Safety
- Available in Grand Pleat and all 3/4 inch single cell fabrics, except T41

See page 11

SHEER AND SEMI-SHEER FABRICS

- Transmit light with view through the shade
- Do not provide privacy
- Available in 3/4" Single Cell Fabrics

TRANSLUCENT FABRICS

- Transmit filtered light with no view through the shade
- Provide moderate privacy
- Available in 3/4", 3/8", Double Cell, Grand Pleat and Bar Harbor fabrics

BLACKOUT FABRICS

- Blocks 99% of outside light
- Provides complete privacy and light control
- Available in 3/4", 3/8", Double Cell and Grand Pleat fabrics

Motorized and Cordless operating systems are designed for Enhanced Child Safety. Standard Clutch operating systems are shipped with a Cord Tensioner for Enhanced Child Safety.



SHADE SIZE SPECIFICATIONS

Fabric and Price Group		Premium Cordless	TD	TDBU	Day/Night*	2-on-1	Lift & Lock Cordless	Lift & Lock TDBU Cordless	Premium Cordless TDBU	Cont. Cord	Cont. Cord TDBU	2-on-1 Cont. Cord	Standard AMP Motorized	TDBU AMP Motorized	**Vertical Honeycomb
All Combo Book Fabrics	Minimum Width:	18"	12"	12"	12"	44"	18"	20"	18"	22"	24"	44"	19.5"	27"	12"
	Minimum Height:	8"	12"	12"	18"	8"	8"	8"	8"	8"	8"	8"	8"	8"	24"
D07 - Group 4 3/4" Single Cell Blackout	Width:	120"	108"	72"	72"	144"	120"	120"	120"	144"	144"	144"	144"	144"	168"
	Height:	84"	120"	108"	96"	120"	84"	84"	84"	120"	120"	120"	108"	108"	120"
	Sq. Ft.:	70	60	30	30/ shade	60/ shade	70	70	70	120	120	60/ shade	75	75	140
D08 / D09 - Group 7 3/4" Single Cell Sheer	Width:	120"	108"	72"	72"	144"	120"	120"	120"	144"	144"	144"	144"	144"	120"
	Height:	84"	120"	108"	96"	120"	84"	84"	84"	120"	120"	120"	108"	108"	120"
	Sq. Ft.:	70	60	48	30/ shade	60/ shade	70	70	70	120	120	60/ shade	75	75	140
D13, D14 & D15 - Group 6 3/4" Single Cell Translucent	Width:	120"	108"	72"	72"	144"	120"	120"	120"	144"	144"	144"	144"	144"	168"
	Height:	84"	120"	108"	96"	120"	84"	84"	84"	120"	120"	120"	108"	108"	120"
	Sq. Ft.:	70	60	30	30/ shade	60/ shade	70	70	70	120	120	60/ shade	75	75	140
*D16 - Group 7 3/4" Single Cell Blackout Fire Retardant	Width:	120"	108"	72"	72"	144"	120"	120"	N/A	144"	144"	144"	N/A	144"	N/A
	Height:	84"	120"	108"	96"	120"	84"	84"	N/A	120"	120"	120"	N/A	108"	N/A
	Sq. Ft.:	70	40	40	30/ shade	60/ shade	70	70	N/A	120	120	60/ shade	N/A	75	N/A
D19 - Group 8 3/4" Single Cell Semi-Sheer	Width:	120"	108"	72"	72"	144"	120"	120"	120"	144"	144"	144"	144"	144"	N/A
	Height:	84"	120"	108"	96"	120"	84"	84"	84"	120"	120"	120"	108"	108"	N/A
	Sq. Ft.:	70	60	30	30/ shade	60/ shade	70	70	70	120	120	60/ shade	75	75	N/A
D20 - Group 6 3/4" Single Cell Translucent Fire Retardant	Width:	120"	108"	72"	72"	144"	120"	120"	N/A	144"	144"	144"	N/A	144"	168"
	Height:	84"	138"	108"	96"	120"	84"	84"	N/A	120"	120"	120"	N/A	108"	120"
	Sq. Ft.:	70	60	30	30/ shade	60/ shade	70	70	N/A	120	120	60/ shade	N/A	75	140
F08 - Group 4 3/8" Single Cell Translucent	Width:	120"	108"	72"	72"	144"	120"	120"	120"	144"	144"	144"	144"	144"	N/A
	Height:	84"	120"	108"	96"	120"	84"	84"	84"	120"	120"	120"	108"	108"	N/A
	Sq. Ft.:	70	60	48	48/ shade	60/ shade	70	70	70	120	120	60/ shade	90	90	N/A
*F09 - Group 7 3/8" Single Cell Blackout	Width:	N/A	108"	72"	72"	144"	120"	120"	N/A	144"	144"	144"	144"	144"	N/A
	Height:	N/A	120"	108"	96"	120"	84"	84"	N/A	120"	120"	120"	108"	108"	N/A
	Sq. Ft.:	N/A	40	40	48/ shade	60/ shade	70	70	N/A	120	120	60/ shade	90	90	N/A
F15 - Group 4 1/2" Double Cell Translucent	Width:	120"	108"	72"	60"	144"	120"	120"	120"	144"	144"	144"	144"	144"	N/A
	Height:	84"	120"	108"	96"	120"	84"	84"	84"	120"	120"	120"	108"	108"	N/A
	Sq. Ft.:	70	40	40	30/ shade	60/ shade	70	70	70	120	120	60/ shade	75	75	N/A
F16 - Group 4 3/4" Single Cell Translucent	Width:	120"	108"	72"	72"	144"	120"	120"	120"	144"	144"	144"	144"	144"	168"
	Height:	84"	120"	108"	96"	120"	84"	84"	84"	120"	120"	120"	108"	108"	120"
	Sq. Ft.:	70	60	40	48/ shade	60/ shade	70	70	70	120	120	60/ shade	90	90	140
*F17 - Group 7 3/4" Single Cell Blackout	Width:	120"	108"	72"	72"	144"	120"	120"	120"	144"	144"	144"	144"	144"	168"
	Height:	84"	120"	108"	96"	120"	84"	84"	84"	120"	120"	120"	108"	108"	120"
	Sq. Ft.:	70	40	40	40/ shade	40/ shade	70	70	70	120	120	60/ shade	75	75	140

Premium Cordless lift system included unless otherwise specified

*Day-Night Note: Fabrics marked with an asterisk are available as the bottom panel only in a Day-Night shade.

SHADE SIZE SPECIFICATIONS CONT.

		Premium Cordless	TD	TDBU	Day/Night*	2-on-1	Lift & Lock Cordless	Lift & Lock TDBU Cordless	Premium Cordless TDBU	Cont. Cord	Cont. Cord TDBU	2-on-1 Cont. Cord	Standard AMP Motorized	TDBU AMP Motorized	**Vertical Honeycomb
F25 - Group 5 1/2" Double Cell Textured	Width:	120"	108"	72"	60"	144"	120"	120"	120"	144"	144"	144"	144"	144"	N/A
	Height:	84"	120"	108"	96"	120"	84"	84"	84"	120"	120"	120"	108"	108"	N/A
	Sq. Ft.:	70	40	40	30/ shade	60/ shade	70	70	70	120	120	60/ shade	75	25	NA
F26 - Group 3 3/4" Single Cell Textured Translucent	Width:	120"	108"	72"	72"	144"	120"	120"	120"	144"	144"	144"	144"	144"	168"
	Height:	84"	120"	108"	96"	120"	84"	84"	84"	120"	120"	120"	84"	108"	120"
	Sq. Ft.:	70	60	40	48/ shade	60/ shade	70	70	70	120	120	60/ shade	90	75	140
*F27 - Group 6 3/4" Single Cell Textured Blackout	Width:	120"	108"	72"	72"	144"	120"	120"	120"	144"	144"	144"	144"	144"	168"
	Height:	84"	120"	108"	96"	120"	84"	84"	84"	120"	120"	120"	108"	108"	120"
	Sq. Ft.:	70	40	40	40/ shade	40/ shade	70	70	70	120	120	60/ shade	75	75	140
F28 - Group 3 3/8" Single Cell Textured Translucent	Width:	120"	108"	72"	72"	144"	120"	120"	120"	144"	144"	144"	144"	144"	N/A
	Height:	84"	120"	108"	96"	120"	84"	84"	84"	120"	120"	120"	108"	84"	N/A
	Sq. Ft.:	70	60	48	48/ shade	60/ shade	70	70	70	120	120	60/ shade	90	90	N/A
*F29 Group 8 3/8" Single Cell Blackout	Width:	N/A	108"	72"	72"	144"	120"	120"	N/A	144"	144"	144"	144"	144"	N/A
	Height:	N/A	120"	108"	96"	120"	84"	84"	N/A	120"	120"	120"	108"	108"	N/A
	Sq. Ft.:	N/A	40	40	48/ shade	60/ shade	70	70	N/A	120	120	60/ shade	90	90	N/A
F36 - Group 6 3/4" Single Cell Textured Translucent	Width:	120"	108"	72"	72"	144"	120"	120"	120"	144"	144"	144"	144"	144"	168"
	Height:	84"	120"	108"	96"	120"	84"	84"	84"	120"	120"	120"	84"	108"	120"
	Sq. Ft.:	70	60	40	48/ shade	60/ shade	70	70	70	120	120	60/ shade	90	75	140
*F37 - Group 7 3/4" Single Cell Textured Blackout	Width:	120"	108"	72"	72"	144"	120"	120"	120"	144"	144"	144"	144"	144"	168"
	Height:	84"	120"	108"	96"	120"	84"	84"	84"	120"	120"	120"	108"	108"	120"
	Sq. Ft.:	70	40	40	40/ shade	40/ shade	70	70	70	120	120	60/ shade	75	75	140
F50 - Group 4 3/4" Single Cell Translucent	Width:	120"	108"	72"	72"	144"	120"	120"	120"	144"	144"	144"	144"	144"	168"
	Height:	84"	120"	108"	96"	120"	84"	84"	84"	120"	120"	120"	84"	108"	120"
	Sq. Ft.:	70	60	40	48/ shade	60/ shade	70	70	70	120	120	60/ shade	90	75	140
F56 - Group 5 3/4" Single Cell Translucent	Width:	120"	108"	72"	72"	144"	120"	120"	120"	144"	144"	144"	144"	144"	168"
	Height:	84"	120"	108"	96"	120"	84"	84"	84"	120"	120"	120"	84"	108"	120"
	Sq. Ft.:	70	60	40	48/ shade	60/ shade	70	70	70	120	120	60/ shade	90	75	140
*G23, G24, G25 - Group 7 3/4" Single Cell Blackout	Width:	120"	108"	72"	72"	144"	120"	120"	120"	144"	144"	144"	144"	144"	168"
	Height:	84"	120"	108"	96"	120"	84"	84"	84"	120"	120"	120"	108"	108"	120"
	Sq. Ft.:	70	40	40	40/ shade	40/ shade	70	70	70	120	120	60/ shade	75	75	140
	Sq. Ft.:	70	60	40	48/ shade	60/ shade	70	70	70	120	120	60/ shade	90	75	140

Premium Cordless lift system included unless otherwise specified

*Day-Night Note: Fabrics marked with an asterisk are available as the bottom panel only in a Day-Night shade.

SHADE SIZE SPECIFICATIONS CONT.

		Premium Cordless	TD	TDBU	Day/Night*	2-on-1	Lift & Lock Cordless	Lift & Lock TDBU Cordless	Premium Cordless TDBU	Cont. Cord	Cont. Cord TDBU	2-on-1 Cont. Cord	Standard AMP Motorized	TDBU AMP Motorized	**Vertical Honeycomb
T04 (4004) - <u>Group 3</u> 1/2" Double Cell Translucent	Width:	120"	72"	72"	72"	144"	120"	120"	120"	144"	144"	144"	98"	98"	N/A
	Height:	84"	96"	96"	96"	120"	84"	84"	84"	120"	120"	120"	84"	84"	N/A
	Sq. Ft.:	70	48	48	48/ shade	60/ shade	70	70	70	120	120	60/ shade	56	56	N/A
T05 (4005) - <u>Group 2</u> 3/4" Single Cell Translucent	Width:	120"	72"	72"	72"	144"	120"	120"	120"	144"	144"	144"	98"	98"	N/A
	Height:	84"	96"	96"	96"	120"	84"	84"	84"	120"	120"	120"	84"	84"	N/A
	Sq. Ft.:	70	48	48	48/ shade	60/ shade	70	70	70	120	120	60/ shade	56	56	N/A
*T08 (4008) - <u>Group 5</u> 3/4" Single Cell Blackout	Width:	84"	72"	72"	72"	144"	120"	120"	84"	144"	144"	144"	76"	76"	N/A
	Height:	84"	96"	80"	80"	120"	84"	84"	84"	120"	120"	120"	84"	84"	N/A
	Sq. Ft.:	49	40	40	40/ shade	60/ shade	70	70	49	120	120	60/ shade	44	44	N/A
*T21 (4021) - <u>Group 5</u> 3/4" Single Cell Blackout	Width:	120"	108"	72"	72"	144"	120"	120"	120"	144"	144"	144"	120"	120"	168"
	Height:	84"	120"	108"	96"	120"	84"	84"	84"	120"	120"	120"	84"	84"	120"
	Sq. Ft.:	70	40	40	40/ shade	40/ shade	70	70	70	120	120	60/ shade	70	70	140
*T23 (4023) - <u>Group 6</u> 1/2" Double Cell Blackout	Width:	84"	72"	72"	72"	128"	120"	120"	84"	128"	128"	128"	80"	80"	N/A
	Height:	84"	96"	96"	96"	120"	84"	84"	84"	120"	120"	120"	84"	84"	N/A
	Sq. Ft.:	49	40	40	40/ shade	53/ shade	70	70	49	106	106	53/ shade	46	46	N/A
T32 (4032) - <u>Group 6</u> Grand Pleat Translucent	Width:	120"	N/A	N/A	N/A	N/A	120"	120"	N/A	144"	N/A	N/A	98"	N/A	168"
	Height:	84"	N/A	N/A	N/A	N/A	84"	84"	N/A	120"	N/A	N/A	84"	N/A	120"
	Sq. Ft.:	70	N/A	N/A	N/A	N/A	70	70	N/A	120	N/A	N/A	56	N/A	140
T37 (4037) - <u>Group 7</u> Grand Pleat Blackout	Width:	120"	N/A	N/A	N/A	N/A	120"	120"	N/A	144"	N/A	N/A	98"	N/A	168"
	Height:	84"	N/A	N/A	N/A	N/A	84"	84"	N/A	120"	N/A	N/A	84"	N/A	120"
	Sq. Ft.:	70	N/A	N/A	N/A	N/A	70	70	N/A	120	N/A	N/A	56	N/A	140
T41 (4041) - <u>Group 1</u> 3/4" Single Cell Translucent	Width:	120"	72"	72"	72"	144"	120"	120"	120"	144"	144"	144"	120"	120"	N/A
	Height:	84"	96"	96"	96"	120"	84"	84"	84"	120"	120"	120"	84"	84"	N/A
	Sq. Ft.:	70	48	48	48/ shade	60/ shade	70	70	70	120	120	60/ shade	70	70	N/A
T43 (4043) - <u>Group 2</u> 1/2" Double Cell Translucent	Width:	120"	72"	72"	72"	144"	120"	120"	120"	144"	144"	144"	120"	120"	N/A
	Height:	84"	96"	96"	96"	120"	84"	84"	84"	120"	120"	120"	84"	84"	N/A
	Sq. Ft.:	70	48	48	48/ shade	60/ shade	70	70	70	120	120	60/ shade	70	70	N/A
T91 - <u>Group 8</u> Bar Harbor	Width:	96"	96"	96"	N/A	84/ shade	84"	84"	96"	96"	96"	84/ shade	96"	96"	N/A
	Height:	84"	84"	84"	N/A	84"	84"	84"	84"	84"	84"	84"	84"	84"	N/A
	Sq. Ft.:	60	60	60	N/A	39/ shade	49	49	60	60	60	39/ shade	30	30	N/A

Premium Cordless lift system included unless otherwise specified

*Day-Night Note: Fabrics marked with an asterisk are available as the bottom panel only in a Day-Night shade.

PRICE GROUP 1 - Premium Cordless Included

T41 • 3/4" Single Cell Translucent Classic

Height to:	Width:	24"	30"	36"	42"	48"	54"	60"	66"	72"	84"	96"	108"	120"	132"	144"
	36"	358	393	435	479	521	560	598	637	728	817	902	994	1099	1223	1364
42"	378	419	465	516	560	604	650	694	790	888	986	1087	1202	1341	1498	
48"	397	447	496	549	598	650	698	750	852	958	1066	1177	1304	1455	1626	
54"	417	469	526	583	638	692	746	810	912	1027	1148	1270	1405	1571	1756	
60"	440	493	558	615	676	739	798	862	971	1099	1227	1358	1504	1681	1883	
66"	460	521	588	652	717	785	846	916	1032	1167	1310	1451	1609	1801	2017	
72"	481	542	615	687	759	827	900	974	1093	1238	1391	1542	1711	1917	2147	
78"	496	569	644	717	799	869	950	1027	1154	1308	1469	1631	1809	2027	2272	
84"	513	590	672	750	836	908	991	1073	1204	1365	1540	1708	1897	2126	2386	
90"	533	614	700	785	872	956	1039	1128	1268	1441	1617	1794	1994	2236	2510	
96"	549	637	725	815	908	994	1086	1178	1318	1502	1693	1879	2090	2342	2631	
108"	590	682	784	882	984	1082	1179	1281	1433	1634	1842	2048	2277	2556	2871	
120"	623	730	842	950	1063	1170	1277	1387	1546	1769	1993	2217	2466	2770	3113	

PRICE GROUP 2 - Premium Cordless Included

T05 • 3/4" Single Cell Translucent Essentials, T43 • 1/2" Double Cell Translucent Classic

Height to:	Width:	24"	30"	36"	42"	48"	54"	60"	66"	72"	84"	96"	108"	120"	132"	144"
	36"	374	411	454	500	542	585	625	664	759	852	942	1039	1149	1309	1393
42"	392	436	486	539	585	631	680	728	824	927	1030	1137	1258	1441	1532	
48"	415	465	518	573	625	679	731	786	891	1001	1114	1232	1363	1558	1676	
54"	434	488	550	609	666	724	782	847	955	1075	1201	1328	1472	1684	1813	
60"	458	515	584	644	707	773	836	904	1016	1149	1283	1421	1575	1810	1955	
66"	481	542	614	682	752	821	887	960	1080	1222	1371	1520	1685	1943	2088	
72"	501	568	644	717	793	867	942	1019	1143	1297	1458	1616	1794	2069	2222	
78"	518	594	674	750	837	912	994	1076	1207	1369	1540	1708	1897	2192	2361	
84"	535	615	705	786	876	953	1039	1126	1259	1432	1611	1791	1990	2305	2488	
90"	556	641	732	821	914	1002	1089	1182	1327	1509	1695	1883	2093	2427	2629	
96"	573	663	760	854	951	1042	1138	1234	1380	1573	1773	1969	2191	2542	2747	
108"	615	713	820	921	1030	1133	1236	1345	1502	1713	1931	2147	2390	2784	3008	
120"	652	763	882	994	1113	1227	1340	1456	1621	1853	2092	2326	2591	3021	3266	

PRICE GROUP 3 - Premium Cordless IncludedF26 • 3/4" Single Cell Translucent Textured, F28 • 3/8" Single Cell Translucent Textured,
T04 • 1/2" Double Cell Translucent Essentials

Height to:	Width:	24"	30"	36"	42"	48"	54"	60"	66"	72"	84"	96"	108"	120"	132"	144"
	36"	412	453	496	548	592	636	680	736	827	923	1026	1128	1215	1329	1486
42"	430	483	527	586	635	696	743	802	895	1007	1118	1226	1329	1462	1633	
48"	456	505	570	629	684	738	802	862	970	1080	1215	1327	1449	1584	1774	
54"	483	532	601	661	731	787	858	921	1039	1162	1307	1429	1566	1711	1918	
60"	502	560	637	699	770	838	917	986	1105	1241	1400	1532	1676	1836	2055	
66"	521	595	667	746	819	896	965	1053	1172	1324	1484	1641	1790	1965	2203	
72"	546	619	698	781	862	949	1025	1112	1240	1404	1578	1743	1904	2092	2350	
78"	567	647	729	826	908	994	1078	1176	1305	1481	1667	1846	2022	2216	2484	
84"	581	675	765	853	952	1035	1131	1227	1368	1547	1749	1930	2124	2324	2608	
90"	605	694	801	893	994	1083	1190	1284	1434	1624	1844	2035	2238	2445	2746	
96"	630	720	826	926	1037	1129	1233	1340	1498	1695	1922	2124	2341	2562	2877	
108"	665	777	888	1001	1114	1230	1340	1460	1619	1851	2092	2322	2553	2796	3143	
120"	710	826	952	1079	1202	1327	1444	1582	1748	1996	2266	2519	2768	3032	3409	

Note: See page 3-5 for shade size specifications by fabric & control type. Surcharges on page 9

PRICE GROUP 4 - Premium Cordless Included

D07 • 3/4" Single Cell Blackout Select, F08 • 3/8" Single Cell Translucent Signature,
 F15 • 1/2" Double Cell Translucent Signature, F16 • 3/4" Single Cell Translucent Signature,
 F50 • 3/4" Single Cell Translucent Vintage, P50 • 3/4" Single Cell Translucent Etched

Height to:	Width:	24"	30"	36"	42"	48"	54"	60"	66"	72"	84"	96"	108"	120"	132"	144"
	36"	438	485	539	595	649	699	752	799	904	1018	1129	1247	1381	1503	1624
42"	464	518	577	643	699	756	817	876	985	1109	1237	1370	1519	1635	1755	
48"	490	552	619	687	752	816	879	947	1064	1202	1340	1485	1648	1769	1888	
54"	515	583	658	729	801	871	942	1024	1142	1291	1447	1604	1780	1904	2024	
60"	543	613	698	773	850	931	1008	1092	1220	1384	1548	1718	1909	2028	2149	
66"	571	649	736	819	905	991	1072	1162	1298	1473	1656	1840	2044	2167	2288	
72"	596	679	773	864	957	1048	1139	1235	1376	1565	1763	1959	2176	2305	2425	
78"	619	712	810	904	1010	1102	1204	1305	1455	1653	1863	2070	2304	2434	2554	
84"	639	739	845	947	1058	1154	1261	1366	1519	1730	1954	2172	2418	2554	2673	
90"	665	769	883	991	1105	1212	1322	1437	1603	1826	2056	2287	2561	2684	2803	
96"	687	797	915	1031	1151	1263	1380	1501	1667	1905	2152	2393	2666	2808	2929	
108"	739	857	990	1116	1249	1374	1503	1635	1816	2077	2347	2613	2911	3058	3179	
120"	783	919	1064	1204	1351	1488	1629	1774	1963	2249	2544	2834	3157	3311	3431	

PRICE GROUP 5 - Premium Cordless Included

F25 • 1/2" Double Cell Translucent Textured, F35 • 1/2" Double Cell Translucent Brushed, F56 • 3/4" Single Cell Translucent Cashmere, T08 • 3/4" Single Cell Blackout Essentials, T21 • 3/4" Single Cell Bi-Lam Blackout Essentials

Height to:	Width:	24"	30"	36"	42"	48"	54"	60"	66"	72"	84"	96"	108"	120"	132"	144"
	36"	449	495	547	601	656	707	760	813	916	1030	1142	1257	1420	1516	1649
42"	477	524	586	648	707	765	829	887	998	1122	1251	1376	1560	1669	1817	
48"	502	561	626	693	760	827	888	959	1080	1217	1359	1496	1694	1813	1975	
54"	528	591	664	736	812	882	953	1035	1158	1307	1468	1617	1835	1959	2136	
60"	550	622	709	782	859	941	1019	1105	1237	1403	1570	1730	1962	2099	2290	
66"	579	656	744	830	916	1002	1086	1179	1320	1496	1680	1854	2105	2250	2456	
72"	604	687	784	877	968	1061	1155	1256	1399	1590	1792	1978	2247	2397	2617	
78"	630	723	819	919	1025	1118	1221	1328	1480	1686	1894	2093	2378	2537	2770	
84"	652	750	858	963	1071	1173	1281	1393	1548	1766	1992	2200	2503	2664	2909	
90"	676	784	894	1009	1123	1233	1343	1463	1632	1862	2097	2317	2635	2806	3064	
96"	699	814	931	1051	1173	1285	1407	1532	1701	1946	2198	2431	2765	2940	3213	
108"	753	877	1011	1140	1277	1403	1537	1675	1854	2124	2401	2655	3022	3213	3511	
120"	804	942	1091	1233	1382	1523	1669	1820	2011	2304	2606	2883	3284	3485	3810	

PRICE GROUP 6 - Premium Cordless Included

D13, D14, D15 • 3/4" Single Cell Translucent Shimmer, D20 • 3/4" Single Cell Translucent FR,
 F27 • 3/4" Single Cell Blackout Textured, F36 • 3/4" Single Cell Translucent Brushed,
 T23 • 1/2" Double Cell Blackout Essentials (maximum width 120"), T32 • Grand Pleat Translucent

Height to:	Width:	24"	30"	36"	42"	48"	54"	60"	66"	72"	84"	96"	108"	120"	132"	144"
	36"	471	522	568	626	676	733	783	847	950	1057	1183	1292	1438	1544	1670
42"	502	555	613	679	739	812	866	936	1043	1175	1313	1436	1602	1680	1805	
48"	533	577	659	725	793	861	936	1007	1126	1258	1423	1555	1742	1819	1944	
54"	558	613	692	768	851	922	1000	1078	1201	1351	1527	1673	1880	1957	2082	
60"	585	643	735	816	897	980	1067	1150	1281	1441	1634	1790	2015	2087	2210	
66"	604	678	767	862	949	1042	1127	1224	1354	1530	1733	1914	2145	2230	2353	
72"	624	706	798	897	990	1086	1177	1276	1411	1605	1815	2003	2250	2372	2494	
78"	650	733	834	942	1042	1141	1239	1349	1492	1693	1916	2122	2385	2503	2627	
84"	672	767	876	980	1093	1197	1303	1413	1571	1779	2023	2233	2517	2628	2749	
90"	697	790	912	1025	1139	1250	1366	1480	1641	1863	2124	2347	2651	2760	2883	
96"	721	821	946	1065	1192	1304	1425	1549	1720	1951	2228	2459	2785	2888	3012	
108"	766	885	1020	1157	1285	1423	1553	1691	1866	2136	2434	2695	3045	3147	3271	
120"	805	936	1078	1229	1401	1512	1650	1803	1991	2274	2593	2885	3259	3406	3532	

PRICE GROUP 7 - Premium Cordless Included

D08 • 3/4" Single Cell Sheer, D09 • 3/4" Single Cell Sheer, D16 • 3/4" Single Cell Blackout FR,
 F09 • 3/8" Single Cell Blackout Signature, F17 • 3/4" Single Cell Blackout Signature,
 F37 • 3/4" Single Cell Blackout Brushed, G23, G24, G25 • 3/4" Single Cell Blackout Shimmer,
 P17 • 3/4" Single Cell Blackout Etched, T37 • Grand Pleat Blackout

Height to:	Width:	24"	30"	36"	42"	48"	54"	60"	66"	72"	84"	96"	108"	120"	132"	144"
	36"	495	549	598	662	714	775	829	896	1001	1115	1249	1366	1481	1594	1700
42"	530	585	646	717	781	858	915	990	1101	1241	1389	1520	1649	1783	1904	
48"	561	610	694	766	838	912	990	1065	1189	1329	1504	1644	1792	1930	2073	
54"	588	646	731	813	900	976	1059	1140	1270	1428	1615	1772	1936	2087	2240	
60"	615	679	777	862	951	1035	1131	1217	1354	1526	1730	1894	2073	2238	2412	
66"	638	716	812	913	1003	1103	1193	1296	1432	1619	1833	2027	2210	2393	2569	
72"	659	745	844	951	1049	1151	1247	1350	1494	1701	1922	2123	2318	2517	2703	
78"	685	775	882	996	1103	1209	1313	1431	1577	1791	2029	2249	2459	2667	2869	
84"	710	812	926	1035	1157	1266	1380	1498	1664	1885	2144	2366	2595	2815	3036	
90"	736	835	964	1084	1207	1327	1448	1570	1738	1975	2251	2489	2732	2965	3201	
96"	762	868	1002	1128	1263	1382	1510	1644	1822	2067	2362	2608	2872	3115	3362	
108"	809	937	1081	1226	1363	1509	1647	1793	1977	2264	2581	2859	3140	3423		
120"	851	990	1140	1302	1483	1602	1750	1913	2111	2411	2749	3060	3361	3729		

PRICE GROUP 8 - Premium Cordless Included

F29 • 3/8" Single Cell Blackout Textured, D19 • 3/4" Single Cell Translucent Lilina, T91 • Bar Harbor

Height to:	Width:	24"	30"	36"	42"	48"	54"	60"	66"	72"	84"	96"	108"	120"	132"	144"
	36"	604	671	732	812	879	956	1023	1109	1228	1374	1541	1688	1833	1975	2107
42"	645	714	794	884	963	1060	1132	1227	1354	1529	1716	1883	2047	2215	2368	
48"	685	747	853	944	1034	1128	1227	1325	1465	1643	1862	2042	2228	2403	2583	
54"	719	794	900	1003	1113	1208	1313	1417	1567	1767	2001	2200	2409	2598	2792	
60"	754	834	957	1067	1177	1284	1404	1513	1673	1888	2147	2356	2583	2791	3008	
66"	782	882	999	1129	1242	1371	1483	1612	1771	2008	2281	2523	2754	2983	3205	
72"	809	916	1042	1177	1300	1430	1552	1684	1848	2111	2390	2643	2889	3143	3377	
78"	844	956	1089	1235	1371	1505	1635	1782	1955	2225	2527	2803	3067	3330	3586	
84"	873	999	1143	1284	1437	1577	1720	1867	2062	2342	2670	2950	3238	3518	3796	
90"	906	1032	1194	1345	1501	1651	1805	1958	2157	2456	2807	3105	3410	3705	4005	
96"	939	1073	1241	1401	1570	1721	1883	2050	2264	2572	2946	3256	3590	3898	4209	
108"	998	1159	1340	1524	1699	1882	2057	2240	2459	2821	3221	3572	3927	4285		
120"	1052	1227	1417	1620	1849	2000	2186	2392	2628	3008	3434	3829	4208	4673		

Note: See page 3-5 for shade size specifications by fabric & control type. Surcharges on page 9

Option Prices- Dealer Net Surcharges

Note: Refer to the Shade Size Specifications chart on pages 3-5 for any size limitations or exclusions by fabric or operating system.

Premium Cordless Lift System included in retail price.

TDBU Shade	\$ 29
Top-Down Only Shade	\$ 29
Day/Night	Price each fabric as a separate shade and add the two shades together
2-on-1 Shade	Price overall shade, plus \$ 41

Lift & Lock™ System Surcharges Added to Standard Shade

Standard Shade	\$ 6.50
TDBU Shade	\$ 37.00

Continuous Cord System Surcharges Added to Standard Shade

Standard Shade	\$ 32
TDBU Shade	\$ 63
2-on-1 Shade	Price overall shade, plus \$98

MOTORIZED LIFT SYSTEM OPTIONS

Features:

- Wire-free rechargeable Li-ion tubular internal motor
- 500 cycles per charge; 500 recharges per motor
- Variable speed control
- Shades can be controlled via Remote or AMP™ App using USB Bridge
- AMP™ USB Bridge allows bi-directional communication with shade position reporting & battery level status

Surcharges- Dealer Net:

Standard Shade Motor Surcharge	\$209
TDBU Shade Motor Surcharge	\$344
Standard Remote Control	\$ 50 - Cannot be used with top down bottom up shade motors
Top Down Bottom Up Remote	\$ 50 - Can be used with standard Shade motors
Bridge.....	\$147
AC Charger	\$ 37
Wireless Wall Switch	\$ 59

TERMS OF SALE & FREIGHT

EMAIL OR FAX ORDERS

Please submit orders via online ordering or completing the order form, and submitting by email to: sales@oxford-house.com or fax 765-884-3274

Oxford House will not be responsible for any errors on orders placed via phone. Confirmations are sent via email for all orders. It is your responsibility to review the confirmations and notify us of any errors within 24 hrs. If you do not receive a confirmation, please call to verify your order has been received

ORDER TRACKING & STATUS

Order confirmations are sent via email within 24 hours of placing order. Please make sure you have your email on file with us. To track your order or check the status of your order, please email customerservice@oxford-house.com

SHIPPING & HANDLING

\$ 8.50 handling per unit
 *Minimum Handling \$25.00 per order

Mid-Size shipping (60" up to 88") \$40.00 per order

Over-Size Shipping (88" up to 105") \$150.00 per order

Common Carrier-Shipments of 105" and over-\$290.00 per order

Hawaii and foreign countries, freight will be quoted separately. Next Day and 2nd Day Air options are available - actual freight will be applied.

Actual shipping & freight charges will be invoiced on orders for non-complete blind and parts only orders.

HONEYCOMB PRODUCT SPECIFICATIONS

MOUNTING REQUIREMENTS

Lift & Lock Rail (for 3/8" and 1/2" fabrics)

Minimum Shallow Mounting Surface	1/2"
Minimum Flush Inside Mounting Surface	2"
Minimum Outside Mounting Surface.....	3/4"

Deluxe Lift & Lock Rail (for 3/4" and Grand Pleat fabrics):

Minimum Shallow Mounting Surface.....	1/2"
Minimum Flush Inside Mounting Surface	2 1/2"
Minimum Outside Mounting Surface.....	3/4"

Premium Cordless Lift System:

Minimum Shallow Mounting Surface.....	3/4"
Minimum Flush Inside Mounting Surface	2"
Minimum Outside Mounting Surface.....	1/2"

Continuous Cord System:

Minimum Shallow Mounting Surface.....	3/4"
Minimum Flush Inside Mounting Surface	2"
Minimum Outside Mounting Surface.....	1/2"

AMP™ Motorized Lift System:

Same as Continuout Cord and Cordless Lift Systems.

WIDTH LIMIT - SIDE MOUNT BRACKETS

There is a recommended 48" width limit on shades installed with side mount brackets.

FINISHED DIMENSIONS

Inside Mount:	<ul style="list-style-type: none"> • Headrail will measure ordered width less 3/16" • Fabric will measure ordered width less 3/8"
Outside Mount:	<ul style="list-style-type: none"> • Headrail will measure ordered width plus 3/16" • Fabric will measure ordered width
Exact: (endcap to endcap)	<ul style="list-style-type: none"> • Headrail will measure ordered width • Fabric will measure ordered width less 3/16"

Headrail measurements include endcaps. Width and width measurements may vary +/- 1/8".

RAIL MEASUREMENTS

When measuring and installing, please keep in mind the following rail measurements.

Standard Rail (for 3/8" and 1/2" fabrics as Lift & Lock cordless):

Depth:	1 7/16"
Height:	1/2"

Deluxe Rail (for 3/4" and Grand Pleat fabrics as Lift & Lock cordless):

Depth:	1 7/8"
Height:	1/2"

Premium Cordless System Rail:

Depth:	1 11/16"
Height:	1 5/16"

Continuous Cord System Rail:

Depth:	1 11/16"
Height:	1 5/16"

AMP™ Motorized Lift System:

Depth:	1 11/16"
Height:	1 5/16"

Vertical Honeycomb



PRICE GROUP 1 | VERTICAL HONEYCOMB SIDE STACK

D07 • 3/4" Single Cell Blackout Select, F16 • 3/4" Single Cell Translucent Signature,
 F26 • 3/4" Single Cell Translucent Textured, F50 • 3/4" Single Cell Translucent Vintage,
 F56 • 3/4" Single Cell Translucent Cashmere, P50 • 3/4" Single Cell Translucent Etched

Height to:	Width:	24"	30"	36"	42"	48"	54"	60"	66"	72"	78"	84"	96"	108"	120"	132"	144"	156"	168"
	36"	707	768	837	899	953	1017	1081	1140	1203	1268	1323	1434	1543	1660	1767	1884	1993	1975
42"	754	827	901	973	1035	1106	1179	1246	1317	1388	1449	1577	1704	1837	1959	2092	2211	2196	
48"	804	879	967	1044	1114	1192	1272	1356	1432	1502	1582	1728	1863	2011	2146	2295	2432	2417	
54"	847	939	1028	1117	1194	1279	1365	1457	1543	1624	1709	1868	2023	2186	2344	2499	2649	2636	
60"	898	992	1091	1188	1272	1368	1463	1561	1653	1746	1836	2013	2180	2361	2529	2708	2873	2855	
66"	948	1050	1156	1263	1356	1454	1553	1672	1765	1868	1956	2161	2340	2533	2715	2911	3088	3075	
72"	1002	1110	1223	1337	1444	1544	1650	1774	1879	1989	2086	2314	2499	2715	2908	3120	3308	3293	
78"	1052	1170	1291	1415	1525	1640	1753	1883	1994	2111	2214	2452	2656	2887	3098	3321	3526	3516	
84"	1106	1227	1354	1491	1612	1728	1850	1987	2111	2234	2344	2598	2815	3061	3282	3522	3748	3733	
90"	1152	1286	1425	1569	1691	1821	1952	2101	2226	2355	2478	2744	2973	3242	3482	3728	3959	3951	
96"	1200	1341	1492	1643	1772	1906	2054	2206	2344	2483	2606	2893	3136	3413	3671	3932	4178	4164	
102"	1253	1396	1553	1712	1847	1993	2146	2303	2450	2598	2725	3026	3284	3580	3850	4122	4380	4372	
108"	1300	1454	1616	1781	1926	2074	2237	2399	2558	2708	2844	3162	3433	3737	4028	4309	4592	4576	
114"	1353	1515	1678	1852	2001	2157	2329	2499	2667	2826	2966	3300	3582	3901	4203	4502	4790	4781	
120"	1399	1566	1738	1918	2077	2240	2418	2598	2770	2935	3086	3433	3726	4061	4378	4692	4996	4986	

PRICE GROUP 2 | VERTICAL HONEYCOMB SIDE STACK

D13, D14, D15 • 3/4" Single Cell Translucent Shimmer, D20 • 3/4" Single Cell Translucent FR, T21 • 3/4" Single Cell Blackout
 F27 • 3/4" Single Cell Blackout Textured, F36 • 3/4" Single Cell Translucent, T32 • Grand Pleat Translucent

Height to:	Width:	24"	30"	36"	42"	48"	54"	60"	66"	72"	78"	84"	96"	108"	120"	132"	144"	156"	168"
	36"	827	907	1007	1096	1175	1253	1337	1423	1509	1594	1672	1821	1983	2132	2277	2414	2567	2552
42"	896	992	1102	1203	1296	1386	1485	1575	1681	1767	1859	2025	2215	2380	2550	2706	2879	2866	
48"	969	1075	1196	1306	1406	1515	1619	1735	1834	1942	2045	2231	2439	2630	2818	2998	3175	3157	
54"	1035	1158	1291	1413	1525	1638	1754	1883	2001	2122	2226	2439	2667	2879	3092	3292	3469	3444	
60"	1104	1238	1380	1518	1643	1768	1898	2032	2157	2300	2418	2646	2893	3126	3357	3579	3784	3741	
66"	1177	1322	1484	1632	1762	1903	2038	2186	2324	2476	2604	2860	3126	3373	3631	3870	4099	4040	
72"	1250	1399	1574	1741	1879	2031	2180	2340	2489	2653	2798	3067	3357	3619	3901	4157	4392	4328	
78"	1322	1478	1669	1850	2001	2162	2330	2496	2653	2836	2985	3275	3588	3862	4172	4447	4686	4614	
84"	1392	1560	1762	1950	2111	2280	2467	2649	2820	3011	3172	3484	3823	4115	4441	4733	4975	4898	
90"	1460	1638	1853	2063	2237	2415	2614	2804	2986	3189	3354	3693	4044	4358	4706	5020	5269	5185	
96"	1531	1714	1944	2165	2358	2550	2745	2957	3151	3369	3539	3901	4262	4605	4973	5311	5562	5485	
102"	1594	1794	2034	2268	2467	2671	2879	3103	3311	3536	3717	4100	4486	4845	5233	5587	5853	5781	
108"	1660	1868	2119	2367	2580	2793	3017	3250	3469	3708	3897	4305	4706	5085	5491	5868	6157	6069	
114"	1728	1947	2209	2467	2694	2923	3151	3397	3628	3884	4077	4505	4927	5327	5755	6157	6449	6366	
120"	1791	2020	2298	2567	2804	3041	3282	3544	3786	4047	4256	4709	5148	5573	6016	6434	6739	6650	

Design Option Surcharges- Dealer Net

- Center Stack..... Add \$125 to shade base price
- Split Stack/Center Opening..... Divide full width measurement in half, price as two separate units, add together
- Dual Panel..... Price as two separate units and add together
- Standard-White 2.75" Aluminum Valance - Please Note: Vertical Honeycomb shade widths over 108" may require the valance to be spliced.


PRICE GROUP 3 | VERTICAL HONEYCOMB SIDE STACK

D16 • 3/4" Single Cell Blackout FR, F17 • 3/4" Single Cell Blackout Signature, F37 • 3/4" Single Cell Blackout Brushed, G23, G24, G25 • 3/4" Single Cell Blackout Shimmer, P17 • 3/4" Single Cell Blackout Etched, T37 • Grand Pleat Blackout

Height to:	Width:	24"	30"	36"	42"	48"	54"	60"	66"	72"	78"	84"	96"	108"	120"	132"	144"	156"	168"
	36"	921	999	1088	1170	1242	1322	1403	1479	1564	1646	1720	1864	2005	2157	2297	2451	2590	2567
42"	980	1073	1172	1263	1346	1437	1532	1619	1711	1803	1884	2051	2213	2389	2545	2719	2874	2855	
48"	1044	1143	1255	1356	1448	1550	1654	1762	1861	1953	2055	2246	2422	2615	2788	2984	3163	3142	
54"	1103	1220	1335	1452	1552	1661	1774	1892	2005	2111	2222	2429	2629	2842	3045	3249	3443	3426	
60"	1165	1289	1419	1543	1654	1777	1902	2029	2147	2272	2386	2619	2834	3070	3286	3520	3734	3712	
66"	1231	1364	1502	1642	1762	1890	2019	2173	2294	2429	2543	2808	3041	3292	3529	3784	4014	3998	
72"	1300	1441	1590	1737	1876	2008	2144	2307	2440	2585	2712	3006	3249	3529	3780	4055	4300	4281	
78"	1367	1517	1675	1837	1982	2133	2277	2448	2592	2744	2877	3186	3452	3752	4026	4318	4583	4569	
84"	1437	1596	1760	1936	2094	2246	2403	2582	2744	2903	3045	3376	3659	3977	4266	4580	4871	4852	
90"	1498	1670	1852	2040	2200	2365	2536	2730	2894	3062	3221	3566	3864	4213	4525	4845	5145	5136	
96"	1561	1743	1939	2135	2303	2479	2669	2865	3045	3225	3388	3761	4075	4436	4774	5111	5432	5413	
102"	1629	1814	2019	2224	2400	2590	2788	2993	3183	3376	3542	3933	4268	4652	5005	5356	5695	5682	
108"	1691	1890	2102	2314	2501	2696	2905	3120	3323	3520	3696	4109	4463	4857	5236	5602	5968	5949	
114"	1758	1967	2181	2407	2599	2804	3027	3249	3465	3673	3855	4289	4655	5071	5464	5851	6226	6216	
120"	1817	2034	2259	2493	2698	2912	3143	3376	3597	3815	4010	4463	4843	5279	5690	6098	6494	6483	

Design Option Surcharges


- Center Stack Add \$130 to shade base price
- Split Stack/Center Opening Divide full width measurement in half, price as two separate units, add together
- Dual Panel Price as two separate units and add together



Standard-white 2.75" aluminum valance

Please Note: Vertical Honeycomb shade widths over 108" may

VERTICAL HONEYCOMB SPECIFICATIONS

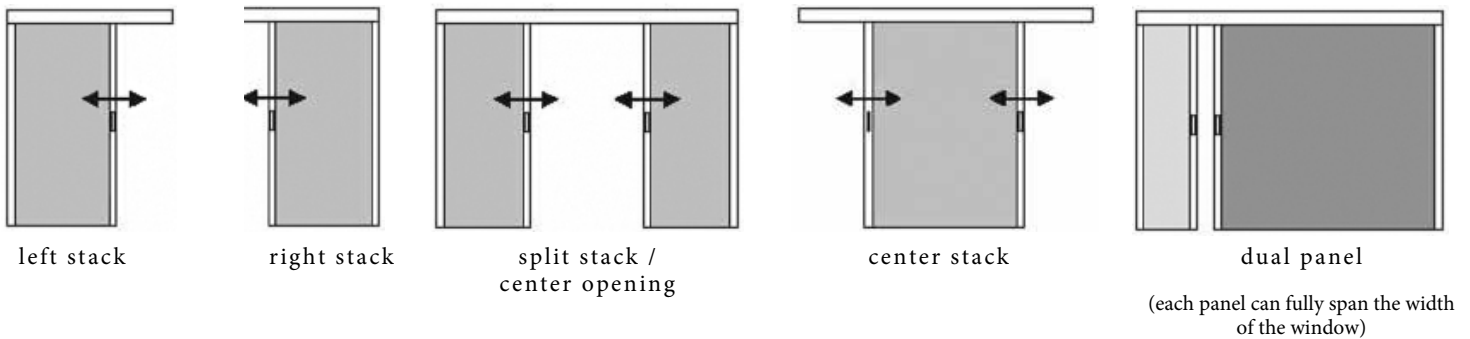


Vertical Honeycomb:

Vertical Honeycomb shades fit rectangular windows, sliding glass doors, and door openings. Vertical Honeycomb shades open and close from side-to-side to accommodate sliding glass doors and room dividers perfectly. Vertical Honeycomb shades feature no dangling cords, hanging chains or wands making them a safer choice for children and pets.

Available in 3/4" Single Cell Blackout, 3/4" Single Cell Translucent and Grand Pleat fabrics.

STACKING CONFIGURATIONS



SIZE SPECIFICATIONS

- Minimum Width: 12"
- Minimum Height: 24"
- Maximum Width: 168" (except D08/D09 fabrics - 120")
- Maximum Height: 120"

Note: For Center Opening or Dual Panels, specifications are per fabric panel.

Note: Center Opening Shades are available in widths up to 336". If width is greater than 168", it will be fabricated as two shades with a single valance piece to create the illusion of a single shade.

MOUNTING REQUIREMENTS

- Inside Mount: Minimum mounting depth required is 3/4"
- Flush Mount: Minimum mounting depth required for: Aluminum Valance is 3 5/8"
- Outside Mount: Minimum flat vertical surface required is 5/8"
- Fabric Stacking: 6 1/2" (fabric stack is determined by hardware, not ordered width)

FINISHED DIMENSIONS

- Inside Mount:
 - Headrail unit will measure ordered width less 3/16"
 - Shade height will measure ordered height less 1/2"
 - Valance width (non-flush) will measure ordered width plus 1 1/4"
 - Valance width (flush) will measure ordered width less 3/16"
 - Outside Mount:
 - Headrail unit will measure ordered width
 - Shade height will measure ordered height
 - Valance width will measure ordered width plus 1 1/4"
- Width and height measurements may vary +/- 1/8".

CHILD SAFETY

Our Honeycomb Shades are designed with child safety as a priority. To reduce the risk of strangulation, our fabrication methods incorporate features to comply with the current ANSI cord safety standard.

For Honeycomb Shades made with a clutch operating system, our tension device is designed, and is to be placed and shipped, so that unless it is properly installed (or altered from the shipped condition with sequential process or tools), it prevents the shade from operating. The tension device, once installed, can help prevent children from pulling cords around their necks.



CARING FOR SHADES

While beautiful and delicate in appearance, Honeycomb Shades are designed to be durable, easily cared for and easily cleaned. The non-woven fabrics are inherently anti-static and repel dust. Occasional feather dusting or vacuuming may be necessary to keep the fabrics clean and bright.

Spills and stains can be lightly blotted with a cloth or damp sponge. More difficult stains may require soaking in water with mild soap. For this, remove the shades from the window and submerge, soak and rub lightly. DO NOT submerge the Deluxe Cordless headrail in water. Lay flat to dry or place back in window and raise tightly to re-crisp pleats. Please test any stronger cleaners on an unobtrusive portion of the shade.

LIFETIME LIMITED WARRANTY



Honeycomb Shades will be free from defects in materials and workmanship for as long as the original purchaser owns the product, provided that the product was installed properly and in accordance with the cellular shade installation instructions. This lifetime limited warranty is extended to the original purchaser only, in the original window for which it was intended.

This warranty does not include any conditions or damages resulting from accidents, alterations, misuse, abuse or failure to follow printed instructions on installation, care and cleaning or repairs. This warranty also does not apply to conditions resulting from normal wear and tear.

THIS WARRANTY IS EXCLUSIVE AND IN LIEU OF ALL OTHER OBLIGATIONS, LIABILITIES OR WARRANTIES.

In no event shall the manufacturer of these Honeycomb Shades or its licensed fabricators, distributors, or dealers, be liable for INCIDENTAL OR CONSEQUENTIAL DAMAGES, or for any other damage, loss or expense, cost of fee associated with such damage. Some states do not allow the exclusion or limitation of incidental or consequential damages, so the above limitation may not apply.

AMP™ Motorized Shade motors and components are limited to a 5 year warranty.



HONEYCOMB SHADE ORDER FORM

DATE _____ P.O. NO. _____
SIDEMARK _____

SHIP TO:

NAME _____

ADDRESS _____

CITY _____

STATE _____ ZIP _____

PHONE () - _____

CHARGE TO:

NAME _____

ADDRESS _____

CITY _____

STATE _____ ZIP _____

ORDER # _____

CUSTOMER P.O. # _____

PAGE _____ OF _____

SPECIAL INSTRUCTIONS:

APPROXIMATE STANDARD DEDUCTIONS

ALL PRODUCTS
IB - WIDTH 3/8"
OB WIDTH - ZERO

STANDARD SHADES
FABRIC 1/8" LESS THAN
OVERALL WIDTH

CONTINUOUS CORD
FABRIC 1/8" LESS THAN
OVERALL WIDTH

LINE	QTY	IB/ OB	WIDTH	LENGTH	CONTROL		CONTINUOUS CORD SYSTEM	CORDLESS SYSTEM	FABRIC INFORMATION		OPTIONS, IF ANY	
					LEFT	RIGHT			PATTERN	COLOR #		COLOR NAME
1												
2												
3												
4												
5												
6												
7												

ORDERED BY _____

Email to customerservice@oxford-house.com or fax to 1-765-884-3274

For orders placed by phone, dealers will assume all responsibility.
Custom orders cannot be canceled once they are in production.