



Lift & Lock™ Cordless is a Best for Kids Certified Option

D8

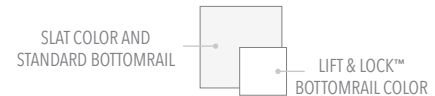
DELUXE

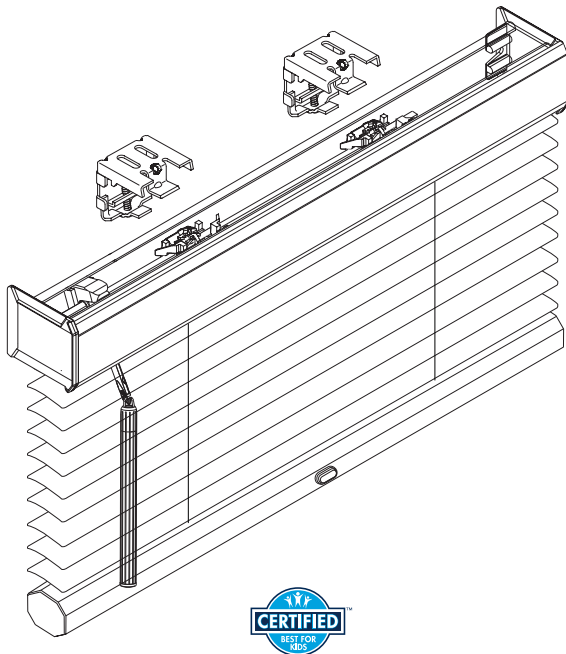
- LIFT & LOCK™ CORDLESS AVAILABLE
*AVAILABLE FOR STANDARD ROUT ONLY
- VALANCE INTEGRATED SYSTEM
- 8 GAUGE 1" SLAT
- PRIVACY OR STANDARD ROUTE

- 18MM LADDER SPACING PRIVACY
- 22MM LADDER SPACING STANDARD
- HIDDEN INSTALLATION BRACKETS
- COLOR MATCHED END CAPS
- LOCK SEAM CLOSED BOTTOMRAIL
- AVAILABLE IN 51 COLORS

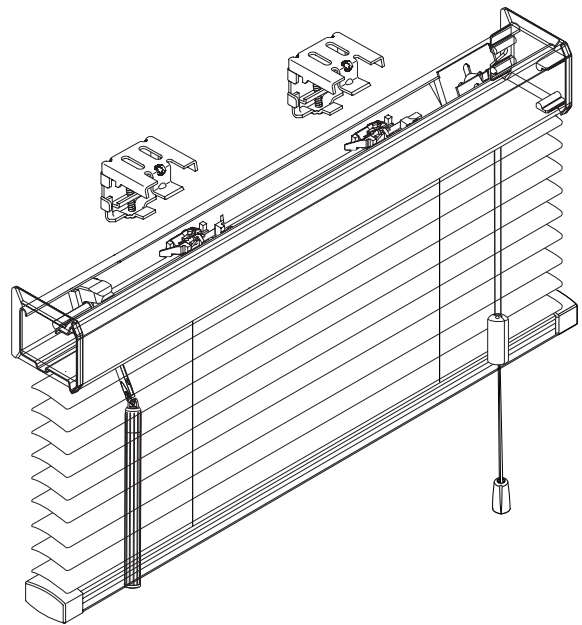
AVAILABLE COLORS

 125 Pure White	 885 Chalk White	 110 Snow Gloss	 385 Evening Snow	 974 Pearl	 127 Plaster	 711 Kaolin Pearl	 002 Alabaster
 973 Antique	 830 Canvas	 173 Eggshell	 315 Biscuit	 001 Opal	 795 Seashell	 319 Country Beige	 186 Beige
 361 Soft Taupe	 254 Char Brown Matte	 820 Sierra	 268 Tusk	 269 Bisque	 270 Linen	 205 Fawn	 350 Vanilla
 402 Parchment	 203 Pumice	 064 Char Brown	 981 Talc	 318 Cobblestone	 180 Clay	 917 River Log	 913 Ash
 018 Quartz	 748 Graystone	 065 Brushed Aluminum	 190 Bright Aluminum	 262 Brushed Nickel Texture	 276 Mercury	 405 Pewter Gray	 983 Graphite
 048 Black	 914 Light Caffe	 280 Cobalt Blue	 919 Sprig	 413 Forest	 916 Classic Red	 188 Burgundy	 110P Snow Gloss Perforated
 973P Antique Perforated	 065P Brushed Aluminum Perforated	 048P Black Perforated					





LIFT & LOCK™ BLIND



CORD LOCK BLIND

PRODUCT SPECIFICATIONS

Part 2 – Products

2.01 ACCEPTABLE MANUFACTURER

A. Turnils 1327 Northbrook Parkway, Suite 410, Suwanee, GA 30024
Phone: 770.995.2222 **Fax:** 770-995-2270 **Website:** www.turnils.com,
 or architect approved equivalent.

B. Product substitutions must be approved by architect minimum of 30 days prior to close of bid.

2.02 1" MINI HORIZONTAL ALUMINUM BLINDS

A. PRODUCT: "Premier Aluminum Blind Collection – Deluxe"

B. MATERIALS:

1. SLATS: 1" wide x .008" thick, heat-treated and spring aluminum alloy 6011 with eased corners and manufacturing burrs removed. Product to have a minimum of 95% pre-consumer recycled content. Furnish not less than nominal 16.9 slats per foot (Privacy) or 13.8 slats per foot (Standard) to ensure tight closure and light control. Finish with manufacturer's standard baked-on finish in colors selected by architect from manufacturer's available contract colors utilizing dust resistant finishes to inhibit dust build-up for easier maintenance.

2. SLAT SUPPORT: Braided ladders of 100% polyester yarn color compatible with slats and spacing of ladder no more than 18mm (Privacy) or 22mm (Standard).

3. HEADRAIL: U-shaped profile with rolled edges, measuring 1 3/8" x 1 3/8" x .024" constructed of corrosion resistant steel and providing a sleek beveled edge valance-free design. Internally fit with components required for specified performance and designed for smooth, quiet, trouble-free operation. Headrail finish to be standard baked-on polyester and to match slats. Ends fitted with .024" steel end lock with adjustable tab for centering blinds.

4. BOTTOM RAIL: Steel, with corrosion-resistant finish formed with double-lock seam into closed oval shape for optimum beam and torsional strength. Ends fitted with color-coordinated engineered polymer caps. Color-coordinated engineered polymer tape buttons secure the ladder and cord. Bottom Rail finish to be standard baked-on polyester color coordinated to slats.

5. LIFTING MECHANISM: (Cord Lock) Crashproof steel cordlock with corrosion-resistant finish, cordlock adapter and Cord Stop/Single Pull Cord. Located on either side of individual blind unit as per architect's request. (Lift & Lock™ Cordless) Push button operated Lift & Lock™ bottom rail lift system enclosed in a coated, extruded aluminum bottomrail.

6. TILTING MECHANISM: Permanently lubricated die-cast worm and gear type tilter gear mechanism in fully enclosed housing with clutch action to protect ladder tapes from over rotation of the solid steel, corrosion resistant tilt rod.

16. TILT CONTROL WAND: Tubular shaped 7/16" diameter extruded clear plastic, ribbed for positive grip and detachable without tools. Located on either side of individual blind unit as per architect's request.

7. MOUNTING HARDWARE: Manufacturer's standard steel hidden top lock brackets providing additional support for blinds of all widths.

8. ADDITIONAL AVAILABLE OPTIONS: 2 or 3 Blinds on 1 Headrail, Spacer Blocks, Hold Down Brackets, Extension Brackets, Cutouts.

C. FABRICATION

1. Blind measurements shall be accurate to within + 1/8" or as recommended in writing by manufacturer.

D. FINISHES

1. SLAT finish selection from the following: 001 OPAL, 002 ALABASTER, 018 QUARTZ, 048 BLACK, 064 CHAR BROWN, 065 BRUSHED ALUMINUM, 110 SNOW GLOSS, 125 PURE WHITE, 127 PLASTER, 173 EGGSHELL, 180 CLAY, 186 BEIGE, 188 BURGUNDY, 190 BRIGHT ALUMINUM, 203 PUMICE, 205 FAWN, 254 CHAR BROWN MATTE, 262 BRUSHED NICKEL TEXTURE, 268 TUSK, 269 BISQUE, 270 LINEN, 276 MERCURY, 280 COBALT BLUE, 315 BISCUIT, 318 COBBLESTONE, 319 COUNTRY BEIGE, 350 VANILLA, 361 SOFT TAUPE, 385 EVENING SNOW, 402 PARCHMENT, 405 PEWTER GRAY, 413 FOREST, 711 KAOLIN PEARL, 748 GRAYSTONE, 795 SEASHELL, 820 SIERRA, 830 CANVAS, 885 CHALK WHITE, 913 ASH, 914 LIGHT CAFFE, 916 CLASSIC RED, 917 RIVER LOG, 919 SPRIG, 973 ANTIQUE, 974 PEARL, 981 TALC, 983 GRAPHITE, 048P BLACK PERFORATED, 065P BRUSHED ALUMINUM PERFORATED, 110P SNOW GLOSS PERFORATED, 973P ANTIQUE PERFORATED SLAT

2. SUPPORT braided ladders shall be color coordinated with slat.




V6


VALUE

- LIFT & LOCK™ CORDLESS AVAILABLE
- 1X1 RAIL SYSTEM
- 8 GAUGE 1" SLAT
- 23MM LADDER SPACING
- BOX BRACKETS & METAL END STIFFNER
- 2 SLAT VALANCE & CLIPS
- LOCK SEAM CLOSED BOTTOMRAIL
- AVAILABLE IN 6 COLORS


AVAILABLE COLORS



125 Pure White



110 Snow Gloss



127 Plaster



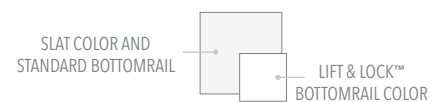
002 Alabaster

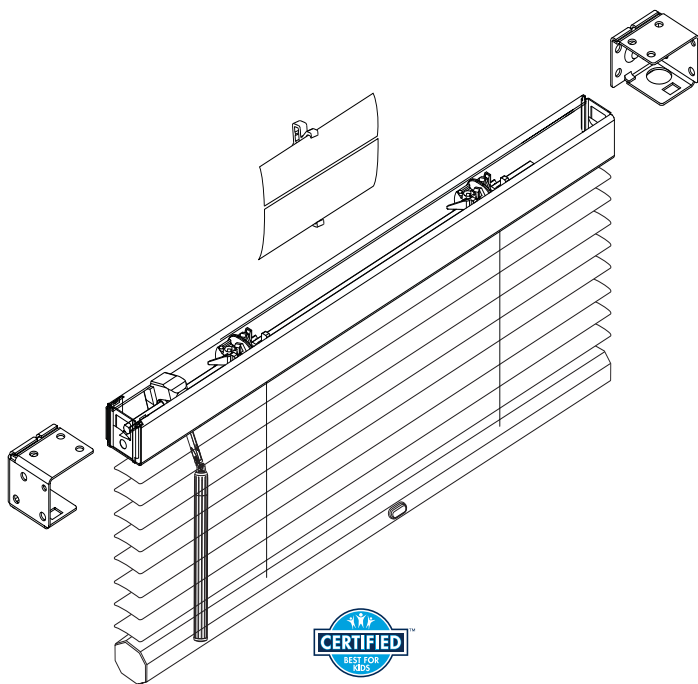


064 Char Brown

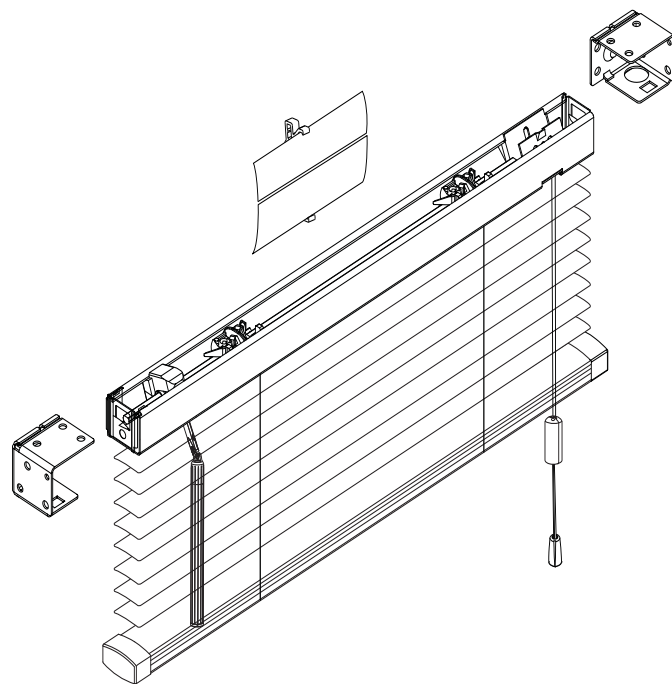


065 Brushed Aluminum





LIFT & LOCK™ BLIND



CORD LOCK BLIND

PRODUCT SPECIFICATIONS

Part 2 – Products

2.01 ACCEPTABLE MANUFACTURER

A. Turnils 1327 Northbrook Parkway, Suite 410, Suwanee, GA 30024
Phone: 770.995.2222 **Fax:** 770-995-2270 **Website:** www.turnils.com,
 or architect approved equivalent.

B. Product substitutions must be approved by architect minimum of 30 days prior to close of bid.

2.02 1" MINI HORIZONTAL ALUMINUM BLINDS

A. PRODUCT: "Premier Aluminum Blind Collection – Value & Basic"

B. MATERIALS:

1. SLATS: 1" wide x .006" thick, 5000 series alloy. Furnish not less than nominal 13.25 slats per foot to ensure tight closure and light control. Finish with manufacturer's standard baked-on finish in colors selected by architect from manufacturer's available contract colors.

2. SLAT SUPPORT: Braided ladders of 100% polyester yarn color compatible with slats and spacing of ladder no more than 23mm.

3. HEADRAIL: U-shaped profile with rolled edges, measuring 1" x 1" x .024" constructed of corrosion resistant steel. Internally fit with components required for specified performance and designed for smooth, quiet, trouble-free operation. Headrail finish to be standard baked-on polyester and to match slats. Ends fitted with .024" steel end lock with adjustable tab for centering blinds.

4. BOTTOM RAIL: Steel, with corrosion-resistant finish formed with double-lock seam into closed oval shape for optimum beam and torsional strength. Ends fitted with color-coordinated engineered polymer caps. Color-coordinated engineered polymer tape buttons secure the ladder and cord. Bottom Rail finish to be standard baked-on polyester color coordinated to slats.

5. LIFTING MECHANISM: (Cord Lock) Crashproof steel cordlock with corrosion-resistant finish, cordlock adapter and Cord Stop/Single Pull Cord. Located on either side of individual blind unit as per architect's request. (Lift & Lock™ Cordless) Push button operated Lift & Lock™ bottom rail lift system enclosed in a coated, extruded aluminum bottomrail.

6. TILTING MECHANISM: Permanently lubricated die-cast worm and gear type tilter gear mechanism in fully enclosed housing with clutch action to protect ladder tapes from over rotation of the solid steel, corrosion resistant tilt rod.

7. TILT CONTROL WAND: Tubular shaped 7/16" diameter extruded clear plastic, ribbed for positive grip and detachable without tools. Located on either side of individual blind unit as per architect's request.

8. MOUNTING HARDWARE: Manufacturer's standard .040" steel box brackets with baked-on polyester finish to match headrail with additional support brackets for blinds over 60" wide.

9. ADDITIONAL AVAILABLE OPTIONS: 2 or 3 Blinds on 1 Headrail, Spacer Blocks, Hold Down Brackets, Extension Brackets, Cutouts.

C. FABRICATION

1. Blind measurements shall be accurate to within + 1/8" or as recommended in writing by manufacturer.

D. FINISHES

1. SLAT finish selection from the following: 002 Alabaster, 064 Char Brown, 065 Brushed Aluminum, 110 Snow Gloss, 125 Pure White, 127 Plaster

2. SLAT SUPPORT braided ladders shall be color coordinated with slat .




































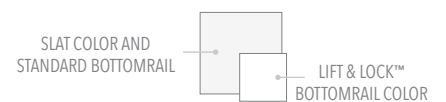
B6

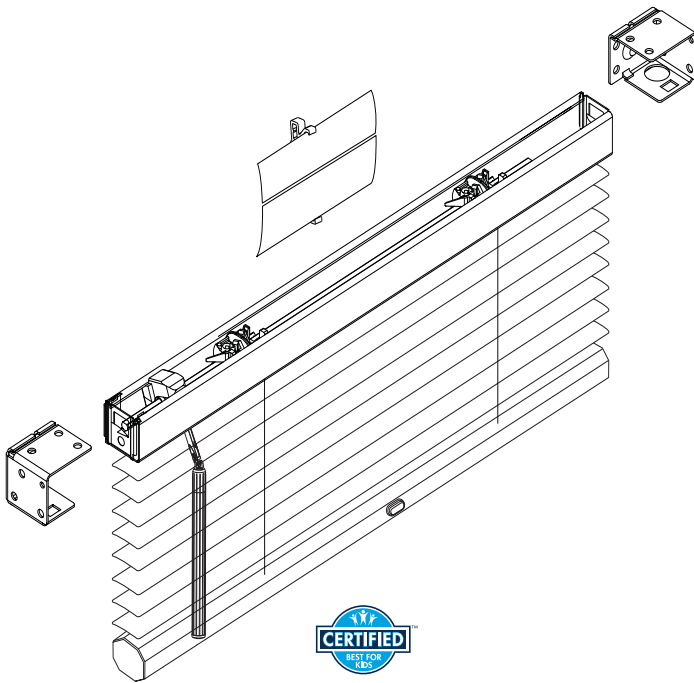
BASIC

- LIFT & LOCK™ CORDLESS AVAILABLE
- 1X1 RAIL SYSTEM
- 6 GAUGE 1" SLAT
- 22MM LADDER SPACING
- BOX BRACKETS & METAL END STIFFENER
- 2 SLAT VALANCE & CLIPS
- LOCK SEAM CLOSED BOTTOMRAIL
- AVAILABLE IN 31 COLORS

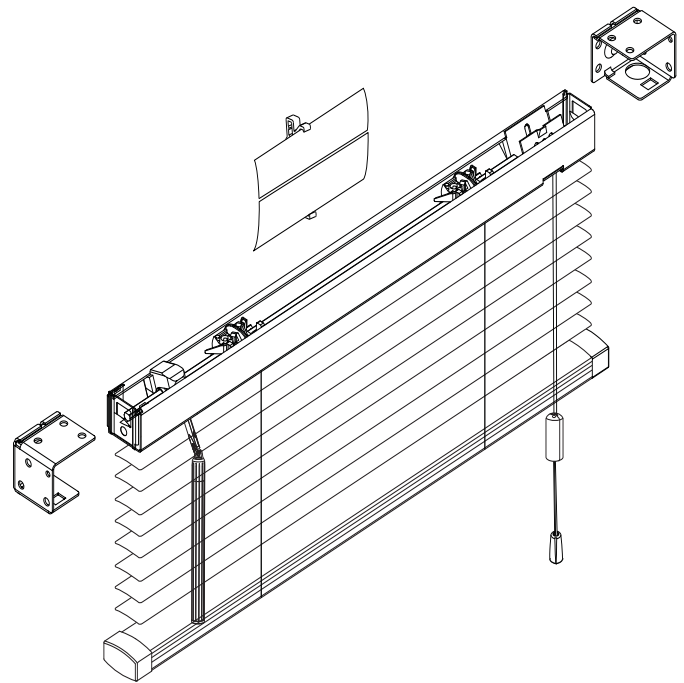
AVAILABLE COLORS

 125 Pure White	 885 Chalk White	 110 Snow Gloss	 974 Pearl	 127 Plaster	 711 Kaolin Pearl	 002 Alabaster
 973 Antique	 830 Canvas	 173 Eggshell	 001 Opal	 795 Seashell	 186 Beige	 820 Sierra
 268 Tusk	 269 Bisque	 270 Linen	 205 Fawn	 350 Vanilla	 064 Char Brown	 981 Talc
 318 Cobblestone	 180 Clay	 018 Quartz	 748 Graystone	 065 Brushed Aluminum	 190 Bright Aluminum	 276 Mercury
 405 Pewter Gray	 048 Black	 413 Forest				





LIFT & LOCK™ BLIND



CORD LOCK BLIND



PRODUCT SPECIFICATIONS

Part 2 – Products

2.01 ACCEPTABLE MANUFACTURER

A. Turnils 1327 Northbrook Parkway, Suite 410, Suwanee, GA 30024
Phone: 770.995.2222 **Fax:** 770-995-2270 **Website:** www.turnils.com,
 or architect approved equivalent.

B. Product substitutions must be approved by architect minimum of 30 days prior to close of bid.

2.02 1" MINI HORIZONTAL ALUMINUM BLINDS

A. PRODUCT: "Premier Aluminum Blind Collection – Value & Basic"

B. MATERIALS:

1. SLATS: 1" wide x .006" thick, heat-treated and spring tempered (except 5000 series alloy on 002, 064, 065, 110, 125, 127 finishes) aluminum alloy 6011 with eased corners and manufacturing burrs removed. Product to have a minimum of 95% pre-consumer recycled content. Furnish not less than nominal 13.8 slats per foot to ensure tight closure and light control. Finish with manufacturer's standard baked-on finish in colors selected by architect from manufacturer's available contract colors utilizing dust resistant finishes to inhibit dust build-up for easier maintenance.

2. SLAT SUPPORT: Braided ladders of 100% polyester yarn color compatible with slats and spacing of ladder no more than 22mm.

3. HEADRAIL: U-shaped profile with rolled edges, measuring 1" x 1" x .024" constructed of corrosion resistant steel. Internally fit with components required for specified performance and designed for smooth, quiet, trouble-free operation. Headrail finish to be standard baked-on polyester and to match slats. Ends fitted with .024" steel end lock with adjustable tab for centering blinds.

4. BOTTOM RAIL: Steel, with corrosion-resistant finish formed with double-lock seam into closed oval shape for optimum beam and torsional strength. Ends fitted with color-coordinated engineered polymer caps. Color-coordinated engineered polymer tape buttons secure the ladder and cord. Bottom Rail finish to be standard baked-on polyester color coordinated to slats.

5. LIFTING MECHANISM: (Cord Lock) Crashproof steel cordlock with corrosion-resistant finish, cordlock adapter and Cord Stop/Single Pull Cord. Located on either side of individual blind unit as per architect's request. (Lift & Lock™ Cordless) Push button operated Lift & Lock™ bottom rail lift system enclosed in a coated, extruded aluminum bottomrail.

6. TILTING MECHANISM: Permanently lubricated die-cast worm and gear type tilter gear mechanism in fully enclosed housing with clutch action to protect ladder tapes from over rotation of the solid steel, corrosion resistant tilt rod.

7. TILT CONTROL WAND: Tubular shaped 7/16" diameter extruded clear plastic, ribbed for positive grip and detachable without tools. Located on either side of individual blind unit as per architect's request.

8. MOUNTING HARDWARE: Manufacturer's standard .040" steel box brackets with baked-on polyester finish to match headrail with additional support brackets for blinds over 60" wide.

9. ADDITIONAL AVAILABLE OPTIONS: 2 or 3 Blinds on 1 Headrail, Spacer Blocks, Hold Down Brackets, Extension Brackets, Cutouts.

C. FABRICATION

1. Blind measurements shall be accurate to within + 1/8" or as recommended in writing by manufacturer.

D. FINISHES

1. SLAT finish selection from the following: 001 OPAL, 002 ALABASTER, 018 QUARTZ, 048 BLACK, 064 CHAR BROWN, 065 BRUSHED ALUMINUM, 110 SNOW GLOSS, 125 PURE WHITE, 127 PLASTER, 173 EGGSHELL, 180 CLAY, 186 BEIGE, 190 BRIGHT ALUMINUM, 205 FAWN, 268 TUSK, 269 BISQUE, 270 LINEN, 276 MERCURY, 318 COBBLESTONE, 350 VANILLA, 405 PEWTER GRAY, 413 FOREST, 711 KAOLIN PEARL, 748 GRAYSTONE, 795 SEASHELL, 820 SIERRA, 830 CANVAS, 885 CHALK WHITE, 973 ANTIQUE, 974 PEARL, 981 TALC

2. SLAT SUPPORT braided ladders shall be color coordinated with slat.



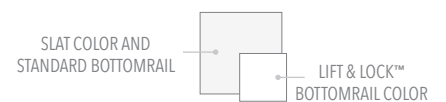



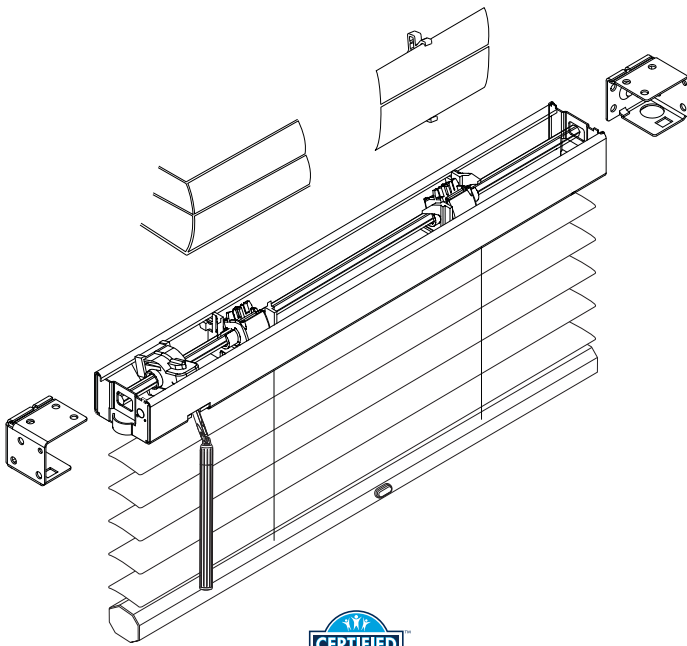
T6

TRADITIONAL

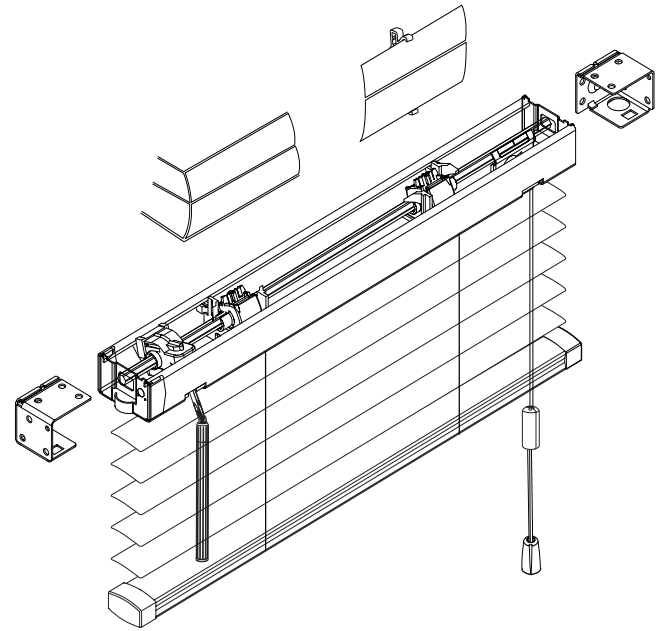
- LIFT & LOCK™ CORDLESS AVAILABLE
- 1X1.5" RAIL SYSTEM
- 6 GAUGE 1" SLAT
- 22MM LADDER SPACING
- BOX BRACKETS & METAL END STIFFENER
- 2 SLAT VALANCE & CLIPS OR CHANNEL VALANCE
- LOCK SEAM CLOSED BOTTOMRAIL
- AVAILABLE IN 26 COLORS

AVAILABLE COLORS





LIFT & LOCK™ BLIND



CORD LOCK BLIND

PRODUCT SPECIFICATIONS

Part 2 – Products

2.01 ACCEPTABLE MANUFACTURER

A. Turnils 1327 Northbrook Parkway, Suite 410, Suwanee, GA 30024
Phone: 770.995.2222 **Fax:** 770-995-2270 **Website:** www.turnils.com,
 or architect approved equivalent.

B. Product substitutions must be approved by architect minimum of 30 days prior to close of bid.

2.02 1" MINI HORIZONTAL ALUMINUM BLINDS

A. PRODUCT: Aluminum Blinds: Premier Collection "T6 Traditional"

B. MATERIALS:

1. SLATS: T6 Traditional: 1" wide x .006" thick, heat-treated and spring tempered (except 5000 series alloy on 002, 064, 065, 110, 125, 127 finishes) aluminum alloy 6011 with eased corners and manufacturing burrs removed. Product to have a minimum of 95% pre-consumer recycled content. Furnish not less than nominal 13.8 slats per foot to ensure tight closure and light control. Finish with manufacturer's standard baked-on finish in colors selected by architect from manufacturer's available contract colors utilizing dust resistant finishes to inhibit dust build-up for easier maintenance.

2. SLAT SUPPORT: Braided ladders of 100% polyester yarn color compatible with slats and spacing of ladder no more than 22mm.

3. HEADRAIL: U-shaped profile with rolled edges, measuring 1" x 1 1/2" x .024" constructed of corrosion resistant steel. Internally fit with components required for specified performance and designed for smooth, quiet, trouble-free operation. Headrail finish to be standard baked-on polyester and to match slats. Ends fitted with .030" steel end lock with adjustable tab for centering blinds.

4. BOTTOM RAIL: Steel, with corrosion-resistant finish formed with double-lock seam into closed oval shape for optimum beam and torsional strength. Ends fitted with color-coordinated engineered polymer caps. Color-coordinated engineered polymer tape buttons secure the ladder and cord. Bottom Rail finish to be standard baked-on polyester color coordinated to slats.

5. LIFTING MECHANISM: (Cord Lock) Crashproof steel cordlock with corrosion-resistant finish, cordlock adapter and Cord Stop/Single Pull Cord. Located on either side of individual blind unit as per architect's request. (Lift & Lock™ Cordless) Push button operated Lift & Lock™ bottom rail lift system enclosed in a coated, extruded aluminum bottomrail.

6. TILTING MECHANISM: Permanently lubricated die-cast worm and gear type tilter gear mechanism in fully enclosed housing with clutch action to protect ladder tapes from over rotation of the solid steel, corrosion resistant tilt rod.

7. TILT CONTROL WAND: Tubular shaped 7/16" diameter extruded clear plastic, ribbed for positive grip and detachable without tools. Located on either side of individual blind unit as per architect's request.

8. MOUNTING HARDWARE: Manufacturer's standard .040" steel box brackets with baked-on polyester finish to match headrail with additional support brackets for blinds over 60" wide.

9. ADDITIONAL AVAILABLE OPTIONS: 2 or 3 Blinds on 1 Headrail, Spacer Blocks, Hold Down Brackets, Extension Brackets, Cutouts.

C. FABRICATION:

1. Blind measurements shall be accurate to within + 1/8" or as recommended in writing by manufacturer.

D. FINISHES

1. SLAT T6 Traditional finish selection from the following: 001 OPAL, 002 ALABASTER, 018 QUARTZ, 048 BLACK, 064 CHAR BROWN, 065 BRUSHED ALUMINUM, 110 SNOW GLOSS, 125 PURE WHITE, 127 PLASTER, 180 CLAY, 186 BEIGE, 190 BRIGHT ALUMINUM, 205 FAWN, 268 TUSK, 269 BISQUE, 318 COBBLESTONE, 350 VANILLA, 413 FOREST, 711 KAOLIN PEARL, 748 GRAYSTONE, 795 SEASHELL, 820 SIERRA, 830 CANVAS, 885 CHALK WHITE, 973 ANTIQUE, 974 PEARL

2. SLAT SUPPORT braided ladders shall be color coordinated with slat.



















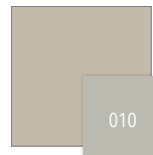








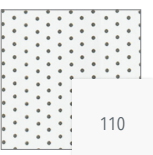
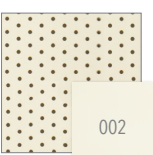




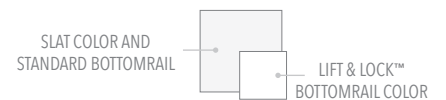


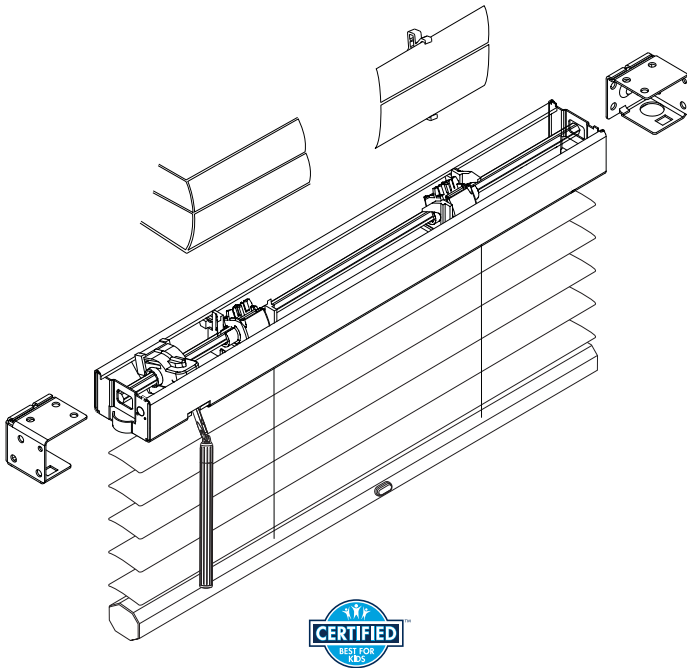
T8 TRADITIONAL

- LIFT & LOCK™ CORDLESS AVAILABLE
- 1X1.5" RAIL SYSTEM
- 8 GAUGE 1" SLAT
- 22MM LADDER SPACING
- BOX BRACKETS & METAL END STIFFENER
- 2 SLAT VALANCE & CLIPS OR CHANNEL VALANCE
- LOCK SEAM CLOSED BOTTOMRAIL
- AVAILABLE IN 26 COLORS

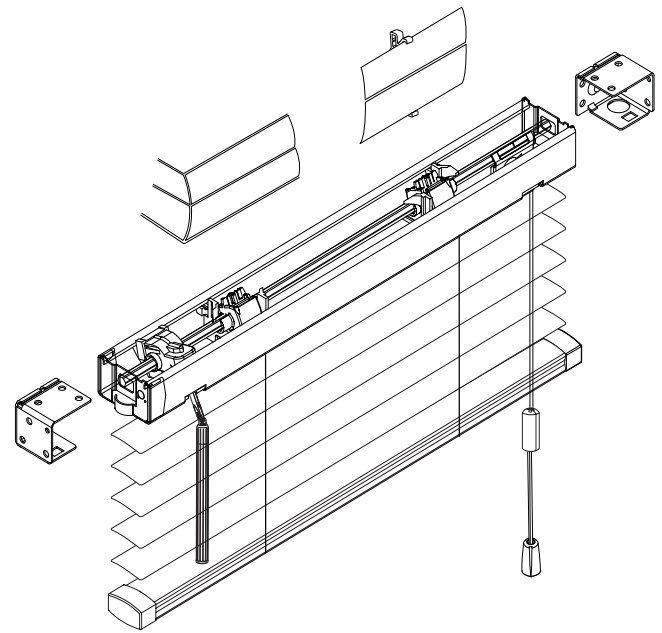
AVAILABLE COLORS

 125 Pure White	 885 Chalk White	 110 Snow Gloss	 974 Pearl	 127 Plaster	 711 Kaolin Pearl	 002 Alabaster
 973 Antique	 830 Canvas	 001 Opal	 795 Seashell	 186 Beige	 820 Sierra	 268 Tusk
 269 Bisque	 205 Fawn	 350 Vanilla	 064 Char Brown	 318 Cobblestone	 180 Clay	 018 Quartz
 748 Graystone	 065 Brushed Aluminum	 190 Bright Aluminum	 048 Black	 413 Forest	 262 Brushed Nickel Texture	 110P Snow Gloss Perforated
 973P Antique Perforated	 065P Brushed Aluminum Perforated	 048P Black Perforated				





LIFT & LOCK™ BLIND



CORD LOCK BLIND

PRODUCT SPECIFICATIONS

Part 2 - Products

2.01 ACCEPTABLE MANUFACTURER

A. Turnils 1327 Northbrook Parkway, Suite 410, Suwanee, GA 30024
Phone: 770.995.2222 **Fax:** 770-995-2270 **Website:** www.turnils.com,
 or architect approved equivalent.

B. Product substitutions must be approved by architect minimum of 30 days prior to close of bid.

2.02 1" MINI HORIZONTAL ALUMINUM BLINDS

A. PRODUCT: Aluminum Blinds: Premier Collection "T8 Traditional"

B. MATERIALS:

1. SLATS: T8 Traditional: 1" wide x .008" thick, heat-treated and spring aluminum alloy 6011 with eased corners and manufacturing burrs removed. Product to have a minimum of 95% pre-consumer recycled content. Furnish not less than nominal 13.8 slats per foot to ensure tight closure and light control. Finish with manufacturer's standard baked-on finish in colors selected by architect from manufacturer's available contract colors utilizing dust resistant finishes to inhibit dust build-up for easier maintenance.

2. SLAT SUPPORT: Braided ladders of 100% polyester yarn color compatible with slats and spacing of ladder no more than 22mm.

3. HEADRAIL: U-shaped profile with rolled edges, measuring 1" x 1 1/2" x .024" constructed of corrosion resistant steel. Internally fit with components required for specified performance and designed for smooth, quiet, trouble-free operation. Headrail finish to be standard baked-on polyester and to match slats. Ends fitted with .030" steel end lock with adjustable tab for centering blinds.

4. BOTTOM RAIL: Steel, with corrosion-resistant finish formed with double-lock seam into closed oval shape for optimum beam and torsional strength. Ends fitted with color-coordinated engineered polymer caps. Color-coordinated engineered polymer tape buttons secure the ladder and cord. Bottom Rail finish to be standard baked-on polyester color coordinated to slats.

5. LIFTING MECHANISM: (Cord Lock) Crashproof steel cordlock with corrosion-resistant finish, cordlock adapter and Cord Stop/Single Pull Cord. Located on either side of individual blind unit as per architect's request. (Lift & Lock™ Cordless) Push button operated Lift & Lock™ bottom rail lift system enclosed in a coated, extruded aluminum bottomrail.

6. TILTING MECHANISM: Permanently lubricated die-cast worm and gear type tilter gear mechanism in fully enclosed housing with clutch action to protect ladder tapes from over rotation of the solid steel, corrosion resistant tilt rod.

7. TILT CONTROL WAND: Tubular shaped 7/16" diameter extruded clear plastic, ribbed for positive grip and detachable without tools. Located on either side of individual blind unit as per architect's request.

8. MOUNTING HARDWARE: Manufacturer's standard .040" steel box brackets with baked-on polyester finish to match headrail with additional support brackets for blinds over 60" wide.

9. ADDITIONAL AVAILABLE OPTIONS: 2 or 3 Blinds on 1 Headrail, Spacer Blocks, Hold Down Brackets, Extension Brackets, Cutouts.

C. FABRICATION

1. Blind measurements shall be accurate to within + 1/8" or as recommended in writing by manufacturer.

D. FINISHES

1. SLAT T8 Traditional finish selection from the following: 001 OPAL, 002 ALABASTER, 018 QUARTZ, 048 BLACK, 064 CHAR BROWN, 065 BRUSHED ALUMINUM, 110 SNOW GLOSS, 125 PURE WHITE, 127 PLASTER, 180 CLAY, 186 BEIGE, 190 BRIGHT ALUMINUM, 205 FAWN, 262 BRUSHED NICKEL TEXTURE, 268 TUSK, 269 BISQUE, 318 COBBLESTONE, 350 VANILLA, 413 FOREST, 711 KAOLIN PEARL, 748 GRAYSTONE, 795 SEASHELL, 820 SIERRA, 830 CANVAS, 885 CHALK WHITE, 973 ANTIQUE, 974 PEARL, 048P BLACK PERFORATED, 065P BRUSHED ALUMINUM PERFORATED, 110P SNOW GLOSS PERFORATED, 973P ANTIQUE PERFORATED

2. SLAT SUPPORT braided ladders shall be color coordinated with slat.



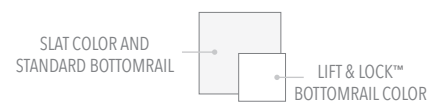



M2

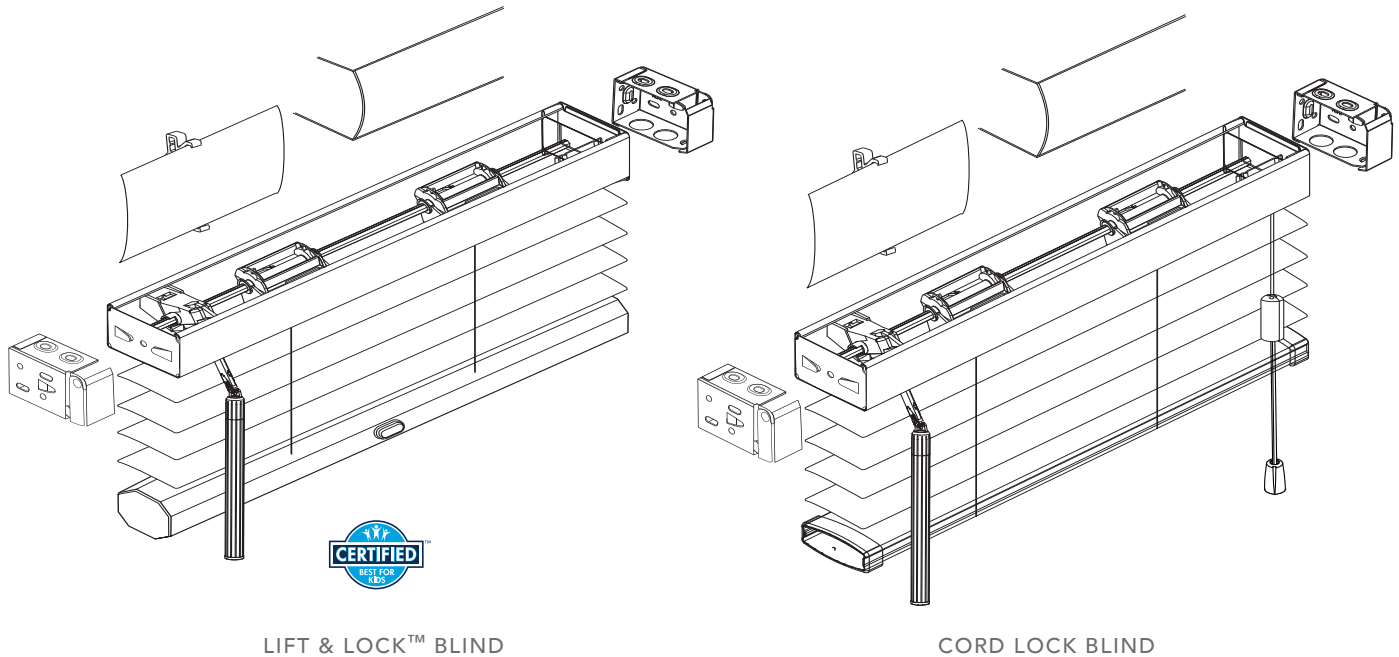
MACRO 2"

- LIFT & LOCK™ CORDLESS AVAILABLE
*AVAILABLE FOR STANDARD ROUT ONLY
- 2" LOW PROFILE RAIL SYSTEM
- 8 GAUGE 2" SLAT
- PRIVACY OR TRADITIONAL ROUTE
- 42MM LADDER SPACING
- BOX BRACKETS & END STIFFENER
- WAND TILT OR CORD TILT
- SLAT VALANCE & CLIPS OR CHANNEL VALANCE
- AVAILABLE IN 18 COLORS

AVAILABLE COLORS



M2 MACRO 2" – TECHNICAL INFORMATION



LIFT & LOCK™ BLIND

CORD LOCK BLIND

PRODUCT SPECIFICATIONS

Part 2 – Products

2.01 ACCEPTABLE MANUFACTURER

A. Turnils 1327 Northbrook Parkway, Suite 410, Suwanee, GA 30024
Phone: 770.995.2222 **Fax:** 770-995-2270 **Website:** www.turnils.com,
or architect approved equivalent.

B. Product substitutions must be approved by architect minimum of 30 days prior to close of bid.

2.02 1" MINI HORIZONTAL ALUMINUM BLINDS

A. PRODUCT: "Premier Aluminum Blind Collection – Macro 2"

B. MATERIALS:

- 1. SLATS:** 2" wide x .008" thick, heat-treated and spring tempered aluminum alloy 6011 with eased corners and manufacturing burrs removed. Product to have a minimum of 95% pre-consumer recycled content. Furnish not less than nominal 7.25 slats per foot to ensure tight closure and light control. Finish with manufacturer's standard baked-on finish in colors selected by architect from manufacturer's available contract colors utilizing dust resistant finishes to inhibit dust build-up for easier maintenance.
- 2. SLAT SUPPORT:** Braided ladders of 100% polyester yarn color compatible with slats and spacing of ladder no more than 42mm.
- 3. HEADRAIL:** U-shaped profile with rolled edges, measuring 1 1/2" x 2 1/4" x .024" constructed of corrosion resistant steel. Internally fit with components required for specified performance and designed for smooth, quiet, trouble-free operation. Headrail finish to be standard baked-on polyester and to match slats. Ends fitted with zinc coated steel end lock with adjustable tab for centering blinds.
- 4. BOTTOM RAIL:** .019" steel, with corrosion-resistant finish formed with double-lock seam into closed oval shape for optimum beam and torsional strength. Ends fitted with color-coordinated engineered polymer caps. Color-coordinated engineered polymer tape buttons secure the ladder and cord. Bottom Rail finish to be standard baked-on polyester color coordinated to slats.

5. LIFTING MECHANISM: (Cord Lock) Crashproof steel cordlock with corrosion-resistant finish, cordlock adapter and Cord Stop/Single Pull Cord. Located on either side of individual blind unit as per architect's request. (Lift & Lock™ Cordless) Push button operated Lift & Lock™ bottom rail lift system enclosed in a coated, extruded aluminum bottomrail.

6. TILTING MECHANISM: Die-cast helical worm and gear type tilter gear mechanism in polymer housing with clutch action to protect ladder tapes from over rotation of the solid steel, corrosion resistant tilt rod TILT CONTROL WAND: Tubular shaped 7/16" diameter extruded clear plastic, ribbed for positive grip and detachable without tools. Located on either side of individual blind unit as per architect's request.

7. MOUNTING HARDWARE: Manufacturer's standard steel hidden top lock brackets providing additional support for blinds of all widths.

8. ADDITIONAL AVAILABLE OPTIONS: Privacy rout, 2 or 3 Blinds on 1 Headrail, Spacer Blocks, Hold Down Brackets, Extension Brackets, Cutouts.

C. FABRICATION

1. Blind measurements shall be accurate to within + 1/8" or as recommended in writing by manufacturer.

D. FINISHES

1. SLAT finish selection from the following: 002 ALABASTER, 018 QUARTZ, 048 BLACK, 064 CHAR BROWN, 110 SNOW GLOSS, 125 PURE WHITE, 173 EGG SHELL, 186 BEIGE, 190 BRIGHT ALUMINUM, 205 FAWN, 269 BISQUE, 270 LINEN, 350 VANILLA, 748 GRAYSTONE, 830 CANVAS, 885 CHALK WHITE, 973 ANTIQUE, 974 PEARL

4. SUPPORT braided ladders shall be color coordinated with slat.

TURNILS®